

FORMAT OF HOLDING OF SPECIFIED SECURITIES


Annexure - 1

- 1 Name of Listed Entity : Aditya Birla Nuvo Ltd
 2 Scrip Code / Name of Scrip / Class of Security : 500303/ABIRLANUVO/EQUITY
 3 Shareholding Pattern filed under : Reg. 31(1)(a)/Reg.31(1)(b)/Reg.31(1)(c)
 a. If under 31(1)(b) then indicate the report for quarter ending : 31ST JULY, 2016
 b. If under 31(1)(c) then indicate date of allotment / extinguishment

4 Declaration : The listed entity is required to submit the following declaration to the extent of submission of information :-

	Particulars	Yes*	No*
1	Whether the Listed Entity has issued any partly paid up shares ?		No*
2	Whether the Listed Entity has issued any Convertible Securities or Warrants ?		No*
3	Whether the Listed Entity has any shares against which depository receipts are issued ?		No*
4	Whether the Listed Entity has any shares in locked-in ?	Yes*	
5	Whether any shares held by promoters are pledge or otherwise encumbered ?	Yes*	

* If the Listed Entity selects the option "No" for the questions above, the columns for the partly paid up shares, Outstanding convertible Securities/Warrants, depository receipts, locked-in shares, Number of shares pledged or otherwise encumbered by promoters, as applicable, shall not be displayed at the time of dissemination on the Stock Exchange website. Also wherever there is "No" declared by Listed Entity in above table the values will be considered as "Zero" by default on submission of the format of holding of specified securities.



CERTIFIED TRUE COPY
FOR GRASIM INDUSTRIES LIMITED

Hutokshi Wadia
HUTOKSHI WADIA
COMPANY SECRETARY

For ADITYA BIRLA NUVO LTD

Ashok Malu
ASHOK MALU
Company Secretary




Table 1 - Summary Statement holding of specified securities.

Category (I)	Category of shareholder (II)	No. of shareholders (III)	No. of fully paid-up equity shares held (IV)	No. of partly paid-up equity shares held (V)	No. of shares underlying Depository Receipts (VI)	Total No. shares held (VII) = (IV)+(V)+(VI)	Shareholding as a % of total no. of shares (calculated as per SCRR, 1957) (VIII) As a % of (A+B+C2)	Number of Voting rights held in each class of securities (IX)			No. of Shares Underlying Outstanding convertible securities (Including Warrants) (X)	Shareholding, as a % assuming full conversion of convertible securities (as a percentage of diluted share capital) (XI) = (VII) + (X) As a % of	Number of locked in shares (XII)		Number of shares pledged or otherwise encumbered (XIII)		Number of equity shares held in dematerialized form (XIV)	
								No. of voting Rights					Total as a % of (A+B+C)	Number (a)	As a % of total shares held (b)	Number (a)		As a % of total shares held (b)
								Class	Equity	Total								
								eq : y					Total as a % of (A+B+C)					
(A)	Promoter & Promoter Group	19	76053327	0	0	76053327	58.40	76053327		76053327	58.40	0	0	9820000	12.91	114675	0.15	76053327
(B)	Public	134096	54170819	0	0	54170819	41.60	54170819		54170819	41.60	0	0	0	0	NA		51123821
(C)	Non promoter-Non Public																	
(C1)	Shares underlying DRs	0	0	0	0	0	0.00	0		0	0.00							NA
(C2)	Shares held by Employee Trusts	0	0	0	0	0	0.00	0		0	0.00							NA
	Total	134115	130224146	0	0	130224146	100.00	130224146		130224146	100.00			9820000	12.91	114675	0.15	127177148


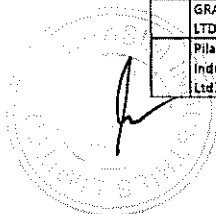
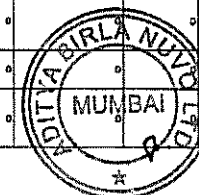


Table II - Statement showing shareholding pattern of the Promoters and Promoter Group

Category and Name of the Shareholders (i)	PAN (ii)	No. of shareholders (iii)	No. of fully paid up equity shares held (iv)	Partly paid-up equity shares held (v)	No. of shares underlying Depository Receipts (vi)	Total No. shares held (vii)=(iv)+(v)+(vi)	Shareholding % calculate as per SCRA, 1957 As a % of (A+B+C2) (viii)	Number of Voting Rights held in each class of securities (ix)			No. of shares Underlying Outstanding convertible securities (including Warrants) (x)	Shareholding, as a % Assuming full conversion of convertible securities (as a percentage of diluted share capital) (xi)=(vii)+(x) as a % of A+B+C2	Number of locked in shares (xii)		Number of Shares pledged or otherwise encumbered (xiii)		Number of equity shares held in dematerialized form (xiv)	
								No. of voting Rights					Total as a % of Total voting rights	No. (a)	As a % of total shares held (b)	No. (a)		As a % of total shares held (b)
								Class- Equity	Class eg : y	Total								
(1) INDIAN																		
(a) Individuals/Hindu undivided Family			5	136203	0	0	136203	0.10	136203	0	136203	0.10	0	0	0	0	0.00	136203
RAJASHREE BIRLA	AAFPB1583L			127634	0	0	127634	0.10	127634	0	127634	0.10	0	0	0	0	0.00	127634
KUMAR MANGALAM BIRLA	AEFPB5926H			4609	0	0	4609	0.00	4609	0	4609	0.00	0	0	0	0	0.00	4609
NEERJA BIRLA	AAFPB153DK			1975	0	0	1975	0.00	1975	0	1975	0.00	0	0	0	0	0.00	1975
VASAVADATTA BAJAJ	ADTPB8366I			1835	0	0	1835	0.00	1835	0	1835	0.00	0	0	0	0	0.00	1835
ADITYA VIKRAM KUMARMANGALAM BIRLA HUF.	AADHA1565M			150	0	0	150	0.00	150	0	150	0.00	0	0	0	0	0.00	150
(b) Central Government/State Government(s)																		
(c) Financial Institutions/ Banks																		
(d) Any other (specify)																		
Bodies Corporate		14	75917124	0	0	75917124	58.30	75917124	0	75917124	58.31	0	0	6810000	12.94	114875	0.13	75917124
IGH HOLDINGS PRIVATE LIMITED	AABCT4426F		16352102	0	0	16352102	12.56	16352102	0	16352102	12.56	0	0	7220000	44.15	0	0.00	16352102
TGS INVESTMENT AND TRADE PRIVATE LIMITED	AABCT6593K		14671037	0	0	14671037	11.27	14671037	0	14671037	11.27	0	0	0	0	0	0.00	14671037
UMANG COMMERCIAL COMPANY PVT LTD	AAACU3731B		12494765	0	0	12494765	9.59	12494765	0	12494765	9.60	0	0	2600000	20.81	0	0.00	12494765
TRAPTI TRADING AND INVESTMENTS PRIVATE LIMITED	AABCT6006B		9423935	0	0	9423935	7.24	9423935	0	9423935	7.24	0	0	0	0	0	0.00	9423935
HINDALCO INDUSTRIES LIMITED	AAACH1201R		8650412	0	0	8650412	6.64	8650412	0	8650412	6.64	0	0	0	0	0	0.00	8650412
TURQUOISE INVESTMENT AND FINANCE PRIVATE LIMITED	AABCT5911H		6885421	0	0	6885421	5.29	6885421	0	6885421	5.29	0	0	0	0	0	0.00	6885421
BIRLA GROUP HOLDINGS PRIVATE LIMITED	AAACR2250C		3610300	0	0	3610300	2.77	3610300	0	3610300	2.77	0	0	0	0	0	0.00	3610300
GRASIM INDUSTRIES LTD	AAACG4464B		3345816	0	0	3345816	2.57	3345816	0	3345816	2.57	0	0	0	0	0	0.00	3345816
Pilani Investment And Industries Corporation Ltd.	AABCP7642R		187098	0	0	187098	0.14	187098	0	187098	0.14	0	0	0	0	0	0.00	187098



ECE INDUSTRIES LTD.	AAACE1936C	119163	0	0	119163	0.09	119163	0	119163	0.09	0	0	0	0	0	0.00	119163
MANAV INVESTMENT AND TRADING CO. LTD.	AACCM0875E	114675	0	0	114675	0.09	114675	0	114675	0.09	0	0	0	0	114675	100.00	114675
BIRLA CONSULTANTS LIMITED	AAACB4330R	28655	0	0	28655	0.02	28655	0	28655	0.02	0	0	0	0	0	0.00	28655
BIRLA INDUSTRIAL FINANCE (INDIA) LIMITED	AAACB4394F	27790	0	0	27790	0.02	27790	0	27790	0.02	0	0	0	0	0	0.00	27790
BIRLA INDUSTRIAL INVESTMENTS (INDIA) LIMITED	AAACB4397G	5955	0	0	5955	0.00	5955	0	5955	0.00	0	0	0	0	0	0.00	5955
Sub-total (A) (1)		19	76053327	0	76053327	58.40	76053327	0	76053327	58.42	0	0	9820000	12.94	114675	0.15	76053327
(2) FOREIGN																	
(a) Individuals (Non-resident Individuals/ Foreign Individuals)		0	0	0	0	0.00	0	0	0	0.00	0	0	0	0	0	0.00	0
(b) Government		0	0	0	0	0.00	0	0	0	0.00	0	0	0	0	0	0.00	0
(c) Institutions		0	0	0	0	0.00	0	0	0	0.00	0	0	0	0	0	0.00	0
(d) Foreign Portfolio Investor		0	0	0	0	0.00	0	0	0	0.00	0	0	0	0	0	0.00	0
(e) Any other (specify)		0	0	0	0	0.00	0	0	0	0.00	0	0	0	0	0	0.00	0
Sub-total (A) (2)		0	0	0	0	0.00	0	0	0	0.00	0	0	0	0	0	0.00	0
Total Shareholding of Promoter and Promoter Group (A) = (A)(1) + (A)(2)		19	76053327	0	76053327	58.40	76053327	0	76053327	58.42	0	0	9820000	12.94	114675	0.15	76053327

Details of shares which remain unclaimed may be given here along with details such as number of shareholders, outstanding shares held in demat/unclaimed suspense account, voting rights which are frozen etc.

No. of shareholders :

No. of shares outstanding :

Note :

(1) PAN would not be displayed on website of Stock Exchange(s). (2) The term "Encumbrance" has the same meaning as assigned under regulation 26(3) of SEBI (Substantial Acquisition of Shares and Takeovers) Regulations, 2011.







Table III-Statement showing shareholding pattern of the Public shareholders.

Category & Name of the Shareholders (I)	PAN (II)	No. of shareholders (III)	No. of fully paid-up equity shares held (IV)	Partly paid-up equity shares held (V)	No. of shares underlying Depository Receipts (VI)	Total No. of shares held VII = IV + V + VI	Share holding % calculated as per SCRR, 1957 As a % of (A+B+C2) VIII	Number of Voting rights held in each class of securities (IX)			No. of shares Underlying Outstanding convertible securities (including Warrants) (X)	Total shareholding as a % assuming full conversion of convertible securities (as a percentage of diluted share capital) (XI)	Number of Locked in shares (XII)		Number of shares Pledged or otherwise encumbered (XIII)		Number of equity shares held in dematerialized form (XIV)	
								No. of voting Rights					Total as a % of Total voting rights	No. (a)	As a % of total shares held (b)	No. (a) (not applicable)		As a % of total shares held (b) (Not applicable)
								Class- Equity	Class eg : y	Total								
(1) Institutions																		
(a) Mutual funds		126	10176596	0	0	10176596	7.81	10176596	0	10176596	7.81	0	0	0	0	0	0	10150537
RELIANCE CAPITAL TRUSTEE COMPANY LIMITED A/C RELIANCE GROWTH FUND	AAATR0090B		4963941	0	0	4963941	3.81	4963941	0	4963941	3.81	0	0	0	0	0	0	4963941
(b) Venture Capital Funds			0	0	0	0	0.00	0	0	0	0.00	0	0	0	0	0	0	0
(c) Alternate Investment Funds			0	0	0	0	0.00	0	0	0	0.00	0	0	0	0	0	0	0
(d) Foreign venture Capital Investors			0	0	0	0	0.00	0	0	0	0.00	0	0	0	0	0	0	0
(e) Foreign Portfolio Investors		202	15738264	0	0	15738264	12.09	15738264	0	15738264	12.09	0	0	0	0	0	0	15734569
HSBC GLOBAL INVESTMENT FUNDS A/C HSBC GIP MAURITIUS LIMITED	AAACH2172B		1692925	0	0	1692925	1.30	1692925	0	1692925	1.30	0	0	0	0	0	0	1692925
(f) Financial Institutions/Banks		96	119413	0	0	119413	0.09	119413	0	119413	0.09	0	0	0	0	0	0	106216
(g) Insurance Companies		11	7342509	0	0	7342509	5.64	7342509	0	7342509	5.64	0	0	0	0	0	0	7336823
LIFE INSURANCE CORPORATION OF INDIA	AAACL0582H		6146887	0	0	6146887	4.72	6146887	0	6146887	4.72	0	0	0	0	0	0	6146887
(h) Provident funds/Pension Funds			0	0	0	0	0.00	0	0	0	0.00	0	0	0	0	0	0	0
(i) Any other (specify)			0	0	0	0	0.00	0	0	0	0.00	0	0	0	0	0	0	0
Sub-Total (B)(1)		435	33376782	0	0	33376782	25.63	33376782	0	33376782	25.63	0	0	0	0	0	0	33128145
(2) Central Government/ State Government(s)/ President of India		2	5271	0	0	5271	0.00	5271	0	5271	0.00	0	0	0	0	0	0	5271
Sub-Total (B)(2)		2	5271	0	0	5271	0.00	5271	0	5271	0.00	0	0	0	0	0	0	5271
(3) Non-Institutions																		
(a) Individuals																		
i. Individual shareholders holding nominal share capital upto Rs.2 lakhs		127403	12047731	0	0	12047731	9.25	12047731	0	12047731	9.25	0	0	0	0	0	0	1019450
ii. Individual shareholders holding nominal share capital in excess of Rs.2 lakhs.		24	2787874	0	0	2787874	2.14	2787874	0	2787874	2.14	0	0	0	0	0	0	2787874
ASHISH DHAWAN	ADLPD9621N		1661109	0	0	1661109	1.28	1661109	0	1661109	1.28	0	0	0	0	0	0	1661109
(b) NBFCs registered with RBI		16	15737	0	0	15737	0.01	15187	0	15187	0.01	0	0	0	0	0	0	15737
(c) Employee Trusts		0	0	0	0	0	0.00	0	0	0	0.00	0	0	0	0	0	0	0



(d)	Overseas Depositories (holding DRs) (balancing figure)	0	0	0	0	0	0.00	0	0	0	0.00	0	0	0	0	0	0	0	NA	
(e)	Any other (specify)	6216	5937424	0	0	5937424	4.56	5937424	0	5937424	4.56	0	0	0	0	0	0	0	NA	5167344
	Bodies Corporate	1715	4052134	0	0	4052134	3.11	4052134	0	4052134	3.11	0	0	0	0	0	0	0	NA	3987163
	Non-Resident Indians	4466	991814	0	0	991814	0.75	991814	0	991814	0.75	0	0	0	0	0	0	0	NA	491101
	Overseas Corporate Body	4	3241	0	0	3241	0.00	3241	0	3241	0.00	0	0	0	0	0	0	0	NA	1800
	Trust	31	890235	0	0	890235	0.68	890235	0	890235	0.68	0	0	0	0	0	0	0	NA	187280
	Sub-Total (B)(3)	133659	20788766	0	0	20788766	15.96	20788216	0	20788216	15.96	0	0	0	0	0	0	0	NA	18190405
	Total Public Shareholding (B) = (B)(1) + (B)(2) + (B)(3)	0	134096	54170819	0	54170819	41.60	54170269	0	54170269	41.60	0	0	0	0	0	0	0	NA	51123821

Details of the shareholders acting as person in concert including their shareholding (Number and %):

Details of shares which remain unclaimed may be given here along with details such as Number of shareholders, outstanding shares held in demat/unclaimed suspense account, voting rights which are frozen etc.

No. of shareholders : 5395 No. of shares : 177162 Voting rights frozen : 177162

Note :

(1) PAN would not be displayed on website of Stock Exchanges

(2) The above format needs to be disclosed along with the name of following persons : In situations/Non in situations holding more than 1% of total number of shares.

(3) W.r.t. the information pertaining to Depository Receipts, the same may be disclosed in the respective columns to the extent information available and the balance to be disclosed as held by custodian.







Table IV - Statement showing shareholding pattern of the Non-Promoter - Non Public shareholders. - NIL

	Category & Name of the Shareholders (i)	PAN (ii)	No. of shareholders (iii)	No. of fully paid-up equity shares held (iv)	Partly paid-up equity shares held (v)	No. of shares underlying Depository Receipts (vi)	Total No. shares held (vii) = (v)+(vi)	Shareholding % calculated as per SCRR, 1957 As a % of (A+B+C2) (viii)	Number of Voting rights held in each class of securities (ix)			No. of Shares Underlying Outstanding convertible securities (including Warrants) (x)	Total shareholding, as a % assuming full conversion of convertible securities (as a percentage of diluted share capital) (xi)	Number of Locked in shares (xii)		Number of shares pledged or otherwise encumbered (xiii)		Number of equity shares held in dematerialized form (xiv) (Not applicable)		
									No. of voting Rights					Total as a % of Total voting rights	No.	As a % of total shares held	No. (Not applicable)		As a % of total shares held (Not applicable)	
									Class-Equity	Class eg : y	Total									
(1)	Custodian/DR Holder																			
(a)	Name of DR Holder (if applicable)																			
(i)																				0
(ii)																				0
(2)	Employee Benefit Trust (under SEBI (Share based Employee Benefit) Regulations, 2014)																			0
(a)																				0
	Total Non-Promoter- Non Public Shareholding (C) = (C)(1)+(C)(2)																			0



1	Name of Listed Entity :	Grasim Industries Limited
2	Scrip Code / Name of Scrip / Class of Security :	500300/GRASIM
3	Shareholding Pattern filed under : Reg. 31(1)(a)/Reg.31(1)(b)/Reg.31(1)(c)	31(1)(b)
	a. If under 31(1)(b) then indicate the report for quarter ending	31st July, 2016 (Pre)
	b. If under 31(1)(c) then indicate date of allotment / extinguishment	N.A.

Declaration-The Listed entity is required to submit the following declaration to the extent of submission of information:-

Sr.No.	Particulars	Yes*	No*
1	Whether the Listed Entity has issued any partly paid up shares?	-	No
2	Whether the Listed Entity has issued any Convertible Securities or Warrants?	-	No
3	Whether the Listed Entity has any shares against which depository receipts are issued?	Yes	-
4	Whether the Listed Entity has any shares in locked-in?	-	No
5	Whether any shares held by promoters are pledged or otherwise encumbered?	Yes	-
6	Whether the Listed Entity has issued any Differential Voting Rights?	-	No

* If the Listed Entity selects the option "No" for the questions above, the columns for the partly paid up shares, Outstanding convertible Securities/Warrants, depository receipts, locked-in shares, Number of shares pledged or otherwise encumbered by promoters, as applicable, shall not be displayed at the time of dissemination on the Stock Exchange website. Also wherever there is "No" declared by Listed Entity in above table the values will be considered as "Zero" by default on submission of the format of holding of specified securities.

FOR GRASIM INDUSTRIES LIMITED

Hutokshi Wadia

HUTOKSHI WADIA
COMPANY SECRETARY




Table-I Summary Statement holding specified securities

Category	Category of shareholder	Nos. of shareholders	No. of share holders of ABNL	No. of fully paid up equity shares held	No. of Party paid-up equity shares held	No. of shares underlying Depository Receipts	Total nos. shares held	Shareholding as a % of total no. of shares (calculated as per SCRR, 1957) As a % of (A+B+C2)	Number of Voting Rights held in each class of securities			No. of Shares Underlying Outstanding convertible securities (Including Warrants)	Shareholding, as a % assuming full conversion of convertible securities (as a percentage of diluted share capital) As a % of (A+B+C2)	Number of Locked in shares		Number of Shares pledged or otherwise encumbered		Number of equity shares held in dematerialized form	
									(IX)					(XII)		(XIII)			
(i)	(ii)	(iii)	(iv)	(v)	(vi)	(vii) = (iv)+(v) + (vi)	(viii)				(x)	(xi)					(xiv)		
								No of Voting Rights			Total as a % of Total Voting Rights		As a % of total Shares held	No.	As a % of total Shares held	No.	As a % of total Shares held		
								Class eg: X	Class eg: Y	Total		(a)							(b)
(A)	Promoter & Promoter Group*	28		24396616	0	4802304	29198920	27.22	29198920	0	29198920	31.28	0	0.00	0	0	205307	0.40	29198920
(B)	Public**	136800		56568608	0	7580674	64149282	48.82	64149282	0	64149282	68.72	0	0.00	0	0	0	0	59669189
(C)	Non Promoter- Non Public	0		0	0	0	0	0	0	0	0	0	0	0.00	0	0	0	0	0
(C1)	Shares underlying DRs	0		0	0	0	0	0.00	0	0	0	0	0	0.00	0	0	0	0	0
(C2)	Shares held by Employee Trusts	0		0	0	0	0	0	0	0	0	0	0	0.00	0	0	0	0	0
	Total	136828		80965224	0	12382978	93348202	71.04	93348202	0	93348202	100.00	0	0.00	0	0	205307	0.40	88868109



Table-II Statement showing shareholding pattern of the Promoter and Promoter Group																		
	Category and name of shareholder	PAN	Nos. of share-holders	No. of fully paid-up equity shares held	No. of Partly paid-up equity shares held	No. of shares underlying Depository Receipts	Total nos. shares held	Shareholding % calculated as per SCRR, 1957 as a % of (A+B+C2)	Number of Voting Rights held in each class of securities			No. of Shares Underlying Outstanding convertible securities (including Warrants)	Shareholding, as a % assuming full conversion of convertible securities (as a percentage of diluted share capital) As a % of (A+B+C2)	Number of Locked in shares		Number of Shares pledged or otherwise encumbered		Number of equity shares held in dematerialized form
									No of Voting Rights		Total as a % of Total Voting Rights			No.	As a % of total Shares held	No.	As a % of total Shares held	
	(I)	(R)	(III)	(IV)	(V)	(VI)	(VII) = (IV)+(V)+(VI)	(VIII)	(IX)			(X)	(XI)		(XII)		(XIV)	
									Class eq. X	Class eq. Y	Total		(a)	(b)	(c)	(d)		
1	Indian																	
a	Individuals/Hindu undivided Family		9	133372	0	0	133372	0.14	133372	0	133372	0.14	0	0	0	0	0	133372
	KUMAR MAHIGALAM BIRLA	AFFP8592BH		6018	0	0	6018	0.01	6018	0	6018	0.01	0	0	0	0	0	6018
	ADITYA VIKRAM KUMAR MAHIGALAM BIRLA HUF	AADHA1565AM		17899	0	0	17899	0.02	17899	0	17899	0.02	0	0	0	0	0	17899
	RAJASHREE BIRLA	AAFP61583L		72280	0	0	72280	0.08	72280	0	72280	0.08	0	0	0	0	0	72280
	VASAVADATTA BAJAJ	AADTP8316U		23157	0	0	23157	0.02	23157	0	23157	0.02	0	0	0	0	0	23157
	NEERJA BIRLA	AAFP61530K		14020	0	0	14020	0.02	14020	0	14020	0.02	0	0	0	0	0	14020
b	Central Government/ State Government(s)		0	0	0	0	0	0.00	0	0	0	0.00	0	0	0	0	0	0
c	Financial Institutions/ Banks		0	0	0	0	0	0.00	0	0	0	0.00	0	0	0	0	0	0
d	Any Other (specify)		18	24268244	0	0	24268244	29.89	24268244	0.00	24268244	29.89	0	0	0	205307	0.71	24268244
	TURQUOISE INVESTMENT AND FINANCE PRIVATE LIMITED	AAACT5911H		5908341	0	0	5908341	6.33	5908341	0	5908341	6.33	0	0	0	0	0	5908341
	TRAPTI TRADING AND INVESTMENTS PRIVATE LIMITED	AAACT6006B		5477863	0	0	5477863	5.87	5477863	0	5477863	5.87	0	0	0	0	0	5477863
	Pland Investment And Industries Corporation Ltd.	AAACP7642R		4468693	0	0	4468693	4.79	4468693	0	4468693	4.78	0	0	0	0	0	4468693
	TGS INVESTMENT AND TRADE PRIVATE LIMITED	AAACT6593K		2775104	0	0	2775104	2.97	2775104	0	2775104	2.97	0	0	0	0	0	2775104
	HINDALCO INDUSTRIES LIMITED	AAACH1201R		3049370	0	0	3049370	3.27	3049370	0	3049370	3.27	0	0	0	0	0	3049370
	UMAANG COMMERCIAL COMPANY LTD	AAACU3731B		1600823	0	0	1600823	1.71	1600823	0	1600823	1.71	0	0	0	0	0	1600823
	IGH HOLDINGS PRIVATE LIMITED	AAACT4426F		532628	0	0	532628	0.57	532628	0	532628	0.57	0	0	0	0	0	532628
	MAHAV INVESTMENT AND TRADING CO. LTD.	AAACM0875E		205307	0	0	205307	0.22	205307	0	205307	0.22	0	0	205307	100.00	0	205307
	BIRLA INSTITUTE OF TECHNOLOGY AND SCIENCE	AAATB2599R		132241	0	0	132241	0.14	132241	0	132241	0.14	0	0	0	0	0	132241
	RENUKA INVESTMENTS & FINANCE LIMITED	AAACR8260P		48437	0	0	48437	0.05	48437	0	48437	0.05	0	0	0	0	0	48437
	ECE INDUSTRIES LTD.	AAACE1936C		31670	0	0	31670	0.03	31670	0	31670	0.03	0	0	0	0	0	31670
	BIRLA GROUP HOLDINGS PRIVATE LIMITED	AAACR2250C		12364	0	0	12364	0.01	12364	0	12364	0.01	0	0	0	0	0	12364
	BIRLA INDUSTRIAL FINANCE (INDIA) LIMITED	AAACB4394F		9160	0	0	9160	0.01	9160	0	9160	0.01	0	0	0	0	0	9160
	BIRLA CONSULTANTS LIMITED	AAACB4330R		8880	0	0	8880	0.01	8880	0	8880	0.01	0	0	0	0	0	8880
	BIRLA INDUSTRIAL INVESTMENTS (INDIA) LIMITED	AAACB4397G		1945	0	0	1945	0.00	1945	0	1945	0.00	0	0	0	0	0	1945
	VIKRAM HOLDINGS PVT LTD	AAACV1713C		150	0	0	150	0.00	150	0	150	0.00	0	0	0	0	0	150
	RAJRATNA HOLDINGS PRIVATE LIMITED	AAACR2386Q		134	0	0	134	0.00	134	0	134	0.00	0	0	0	0	0	134
	VAIBHAV HOLDINGS PRIVATE LIMITED	AAACV1889K		134	0	0	134	0.00	134	0	134	0.00	0	0	0	0	0	134
	Sub-Total (A)(1)		29	24399418	0	0	24399418	28.14	24399418	0	24399418	28.14	0	0	205307	0.71	24399418	
2	Foreign																	
a	Individuals (Non-Resident Individuals/ Foreign Individuals)		0	0	0	0	0	0	0	0	0	0.00	0	0	0	0	0	0
b	Government		0	0	0	0	0	0	0	0	0	0.00	0	0	0	0	0	0
c	Institutions		0	0	0	0	0	0	0	0	0	0.00	0	0	0	0	0	0
d	Foreign Portfolio Investor		0	0	0	0	0	0	0	0	0	0.00	0	0	0	0	0	0
e	Any Other (specify)		5	0	0	0	4802304	5.14	4802304	0	4802304	5.14	0	0	0	0	0	4802304
	P.T. Indo Bharat Rayon			0	0	0	4000804	4.29	4000804	0	4000804	4.29	0	0	0	0	0	4000804
	P.T. Suresh Burn/ Textiles			0	0	0	253750	0.27	253750	0	253750	0.27	0	0	0	0	0	253750
	P.T. elegant Textile Industry			0	0	0	161750	0.17	161750	0	161750	0.17	0	0	0	0	0	161750
	Thal Rayon Public Company Limited			0	0	0	385000	0.41	385000	0	385000	0.41	0	0	0	0	0	385000
	Surya Kiran Investments Pta Limited			0	0	0	1000	0.00	1000	0	1000	0.00	0	0	0	0	0	1000
	Sub-Total (A)(2)		5	0	0	0	4802304	5.14	4802304	0	4802304	5.14	0	0	0	0	0	4802304
	Total Shareholding of Promoter and Promoter Group (A) = (A)(1)+(A)(2)		34	24399418	0	0	29198720	33.28	29198720	0	29198720	33.28	0	0	205307	0.71	29198720	



Table III - Statement showing shareholding pattern of the Public shareholder

Category	Category & Name of the Shareholder	PAN	No of Shareholders	No of fully paid up equity shares held	No of Partly paid-up equity shares held	No of Shares Underlying Depository Receipts	Total No of Shares Held (IV+V+VI)	Shareholding as a % of total no of shares (A+B+C2)	Number of Voting Rights held in each class of securities			No of Shares Underlying Outstanding convertible securities (including Warrants)	Shareholding as a % assuming full conversion of convertible Securities (as a percentage of diluted share capital)	Number of Locked in Shares		Number of Shares pledged or otherwise encumbered		Number of equity shares held in dematerialized form	
									No. of Voting Rights					Total as a % of (A+B+C)	No.	As a % of total Shares held	No.		As a % of total Shares held
									Class X	Class Y	Total								
(1)	(II)	(III)	(IV)	(V)	(VI)	(VII)	(VIII)	(IX)	(X)	(XI)	(XII)	(XIII)	(XIV)						
(a)	Institutions																		
(a)	Mutual Funds		276	8455383	0	0	8455383	9.06	8455383	0	8455383	9.06	0	0.00	0	0	0	8454181	
	ICICI PRUDENTIAL VALUE FUND - SERIES 1	AAAAK0038F	25	1918836	0	0	1918836	2.06	1918836	0	1918836	2.06	0	0.00	0	0	0	1918836	
	BIRLA SUN LIFE TRUSTEE COMPANY PRIVATE LIMITED A/CBIRLA SUN LIFE INFRASTRUCTURE FUND	AAATR0102C	30	1305060	0	0	1305060	1.40	1305060	0	1305060	1.40	0	0.00	0	0	0	1305060	
	HDFC TRUSTEE COMPANY LTD-HDFC INDEX FUND - NIF	AAATH1809A	30	1741008	0	0	1741008	1.87	1741008	0	1741008	1.87	0	0.00	0	0	0	1741008	
	TEMPLETON INDSA EQUITY INCOME FUND	AAATT4931H	9	1097050	0	0	1097050	1.18	1097050	0	1097050	1.18	0	0.00	0	0	0	1097050	
(b)	Venture Capital Funds		0	0	0	0	0	0.00	0	0	0	0.00	0	0.00	0	0	0	0	
(c)	Alternate Investment Funds		0	0	0	0	0	0.00	0	0	0	0.00	0	0.00	0	0	0	0	
(d)	Foreign Venture Capital Investors		0	0	0	0	0	0.00	0	0	0	0.00	0	0.00	0	0	0	0	
(e)	Foreign Portfolio Investors		231	21369481	0	0	21369481	22.89	21369481	0	21369481	22.89	0	0.00	0	0	0	21367890	
	EUROPACIFIC GROWTH FUND	AAAAE097R	1	1727954	0	0	1727954	1.85	1727954	0	1727954	1.85	0	0.00	0	0	0	1727954	
	FIDELITY INVESTMENT TRUST FIDELITY SERIES EMERGM	AAATF2631A	1	1070523	0	0	1070523	1.15	1070523	0	1070523	1.15	0	0.00	0	0	0	1070523	
	NEW WORLD FUND INC	AABCH3163H	1	1144056	0	0	1144056	1.23	1144056	0	1144056	1.23	0	0.00	0	0	0	1144056	
	ABERDEEN GLOBAL INDIAN EQUITY LIMITED	AABCP2263L	1	2917346	0	0	2917346	3.13	2917346	0	2917346	3.13	0	0.00	0	0	0	2917346	
	ABERDEEN EMERGING MARKETS FUND	AAAT3942K	1	1691416	0	0	1691416	1.81	1691416	0	1691416	1.81	0	0.00	0	0	0	1691416	
(f)	Financial institutions/Banks		133	164080	0	0	164080	0.18	164080	0	164080	0.18	0	0.00	0	0	0	164080	
(g)	Insurance Companies		37	6515144	0	0	6515144	6.98	6515144	0	6515144	6.98	0	0.00	0	0	0	6511558	
	LIFE INSURANCE CORPORATION OF INDIA	AAACL0582H	25	5297305	0	0	5297305	5.67	5297305	0	5297305	5.67	0	0.00	0	0	0	5297205	
(h)	Provident Funds/Pension Funds		0	0	0	0	0	0.00	0	0	0	0.00	0	0.00	0	0	0	0	
(i)	Any Other		0	0	0	0	0	0.00	0	0	0	0.00	0	0.00	0	0	0	0	
	Sub Total (B)(1)		677	36504288	0	0	36504288	39.11	36504288	0	36504288	39.11	0	0.00	0	0	0	36467514	
(2)	Central Government/State Government(s)/President of India		0	0	0	0	0	0.00	0	0	0	0.00	0	0.00	0	0	0	0	
	Sub Total (B)(2)		0	0	0	0	0	0.00	0	0	0	0.00	0	0.00	0	0	0	0	
(3)	Non-institutions		0	0	0	0	0	0.00	0	0	0	0.00	0	0.00	0	0	0	0	
	Individuals -		130433	8355212	0	0	8355212	8.95	8355212	0	8355212	8.95	0	0.00	0	0	0	7216343	
(a)	I. Individual shareholders holding nominal share capital up to Rs. 2 lakhs		130433	8355212	0	0	8355212	8.95	8355212	0	8355212	8.95	0	0.00	0	0	0	6813292	
	II. Individual shareholders holding nominal share capital in excess of Rs. 2 Lakhs		4	402380	0	0	402380	0.43	402380	0	402380	0.43	0	0.00	0	0	0	402380	
(b)	NBFCs Registered with RBI		6	732	0	0	732	0.00	732	0	732	0.00	0	0.00	0	0	0	732	
(c)	Employee Trusts		0	0	0	0	0	0.00	0	0	0	0.00	0	0.00	0	0	0	0	
(d)	Overseas Depositories (Holding DRs)(Balancing figure)		2	0	0	0	7676666	8.22	7676666	0	7676666	8.22	0	0.00	0	0	0	7676516	
	CITIBANK N.A. NEW YORK, NYADR DEPARTMENT	AAACC0462F	2	0	0	0	7676666	8.22	7676666	0	7676666	8.22	0	0.00	0	0	0	7676516	
(e)	Any Other		5677	11209331	0	0	11209331	12.01	11209331	0	11209331	12.01	0	0.00	0	0	0	8308002	
	Trusts		69	533259	0	0	533259	0.57	533259	0	533259	0.57	0	0.00	0	0	0	528096	
	Overseas corporate bodies		7	2622613	0	0	2622613	2.81	2622613	0	2622613	2.81	0	0.00	0	0	0	2622613	
	Foreign Individuals or NRI		4179	565906	0	0	565906	0.61	565906	0	565906	0.61	0	0.00	0	0	0	350400	
	Clearing Members		102	130696	0	0	130696	0.14	130696	0	130696	0.14	0	0.00	0	0	0	130696	
	Bodies Corporate		1320	7356857	0	0	7356857	7.88	7356857	0	7356857	7.88	0	0.00	0	0	0	7298890	
	ICICI PRUDENTIAL LIFE INSURANCE COMPANY LTD	AAAC7351P		4113230	0	0	4113230	4.41	4113230	0	4113230	4.41	0	0.00	0	0	0	4113230	
	Sub Total (B)(3)		136123	19968328	0	0	19968328	21.39	19968328	0	19968328	21.39	0	0.00	0	0	0	23201675	
	Total Public Shareholding (B) = (B)(1)+(B)(2)+(B)(3)		136800	56472616	0	0	56472616	68.72	56472616	0	56472616	68.72	0	0.00	0	0	0	59669189	



Details of the shareholders acting as persons in Concert including their Shareholding: (Kindly start filing data from Row No - 3)			
Name of shareholder	Name of PAC	No. of shareholders	Holding %




Details of Shares which remain unclaimed may be given here along with details such as number of shareholders, outstanding shares held in demat/unclaimed suspense account, voting

(Kindly start filing data from Row No - 3)

No. of shareholders	No. of Shares
2957	76334



	Category and name of shareholder	PAN	Nos. of share holders	No. of fully paid up equity shares held	No. of Partly paid-up equity shares held	No. of shares underlying Depository Receipts	Total nos. shares held	Shareholding % calculated as per SCRR, 1957 As a % of (A+B+C2)	Number of Voting Rights held in each class of securities			No. of Shares Underlying Outstanding convertible securities (including Warrants)	Shareholding, as a % assuming full conversion of convertible securities (as a percentage of diluted share capital) As a % of (A+B+C2)	Number of Locked in shares		Number of Shares pledged or otherwise encumbered		Number of equity shares held in dematerialized form
									No of Voting Rights		Total as a % of Total Voting Rights			No.	As a % of total Shares held	No.	As a % of total Shares held	
	(i)	(ii)	(iii)	(iv)	(v)	(vi)	(vii) = (iv)+(v)+ (vi)	(viii)	(ix)			(x)	(xi)	(xii)		(xiii)		(xiv)
									Class eg: X	Class eg: y	Total			(a)	(b)	(a)	(b)	
1	Custodian/DR Holder		0	0	0	0	0	0	0	0	0	0	0	0	0	0	0	0
2	Employee Benefit Trust (under SEBI (Share based Employee Benefit) Regulations, 2014)		0	0	0	0	0	0	0	0	0	0	0	0	0	0	0	0
a			0	0	0	0	0	0	0	0	0	0	0	0	0	0	0	0
Total Non-Promoter- Non Public Shareholding (C)= (C)(1)+(C)(2)			0	0	0	0	0	0	0	0	0	0	0	0	0	0	0	0




1	Name of Listed Entity	Grasim Industries Limited
2	Scrip Code / Name of Scrip / Class of Security	500300/GRASIM
3	Shareholding Pattern filed under : Reg. 31(1)(a)/Reg.31(1)(b)/Reg.31(1)(c)	31(1)(b)
	a. If under 31(1)(b) then indicate the report for quarter ending	31st July, 2016 (Post)
	b. If under 31(1)(c) then indicate date of allotment / extinguishment	N.A.

Declaration-The Listed entity is required to submit the following declaration to the extent of submission of information:-

Sr.No.	Particulars	Yes*	No*
1	Whether the Listed Entity has issued any partly paid up shares?	-	No
2	Whether the Listed Entity has issued any Convertible Securities or Warrants?	-	No
3	Whether the Listed Entity has any shares against which depository receipts are issued?	Yes	-
4	Whether the Listed Entity has any shares in locked-in?	-	No
5	Whether any shares held by promoters are pledged or otherwise encumbered?	Yes	-
6	Whether the Listed Entity has issued any Differential Voting Rights?	-	No

* If the Listed Entity selects the option "No" for the questions above, the columns for the partly paid up shares, Outstanding convertible Securities/Warrants, depository receipts, locked-in shares, Number of shares pledged or otherwise encumbered by promoters, as applicable, shall not be displayed at the time of dissemination on the Stock Exchange website. Also wherever there is "No" declared by Listed Entity in above table the values will be considered as "Zero" by default on submission of the format of holding of specified securities.



FOR GRASIM INDUSTRIES LIMITED

Hutokshi Wadia

HUTOKSHI WADIA
COMPANY SECRETARY

Table-I Summary Statement holding specified securities

Category	Category of shareholder	Nos. of shareholders	No. of fully paid up equity shares held	No. of Partly paid-up equity shares held	No. of shares underlying Depository Receipts	Total nos. shares held	Shareholding as a % of total no. of shares (calculated as per SCRR, 1957) As a % of (A+B+C2)	Number of Voting Rights held in each class of securities			No. of Shares Underlying Outstanding convertible securities (including Warrants)	Shareholding, as a % assuming full conversion of convertible securities (as a percentage of diluted share capital) As a % of (A+B+C2)	Number of Locked in shares		Number of Shares pledged or otherwise encumbered		Number of equity shares held in dematerialized form	
								No of Voting Rights		Total as a % of Total Voting Rights			(X)	(XI)	(XII)			(XIII)
(I)	(II)	(III)	(IV)	(V)	(VI)	(VII) = (IV)+(V)+ (VI)	(VIII)	(IX)			(X)	(XI)			(a)	(b)	(a)	(b)
								Class eg: X	Class eg: Y	Total			(a)	(b)	(a)	(b)		
(A)	Promoter & Promoter Group*	28	46208869	0	4802304	51011173	38.82	51011173	0	51011173	38.82	0	0.00	0	0	205307	0.40	51011173
(B)	Public**	136800	72819854	0	7580674	80400528	61.18	80400528	0	80400528	61.18	0	0.00	0	0	0	0	75216335
(C)	Non Promoter- Non Public	0	0	0	0	0	0	0	0	0	0	0	0	0	0	0	0	0
(C1)	Shares underlying DRs	0	0	0	0	0	0.00	0	0	0	0	0	0	0	0	0	0	0
(C2)	Shares held by Employee Trusts	0	0	0	0	0	0	0	0	0	0	0	0	0	0	0	0	0
	Total	136828	119028723	0	12382978	131411701	100.00	131411701	0	131411701	100.00	0	0.00	0	0	205307	0.40	126227508

* Promoters includes 5.23% as GDRs. Refer the Deposit Agreement between the Parties

** Public Includes 8.95% as GDRs. Refer the Deposit Agreement between the Parties




Table-II Statement showing shareholding pattern of the Promoter and Promoter Group

	Category and name of shareholder	PAN	Nos. of share-holders	No. of fully paid-up equity shares held	No. of Partly paid-up equity shares held	No. of shares underlying Depository Receipts	Total nos. shares held	Shareholding % calculated as per SCRR, 1957 As a % of (A+B+C)	Number of Voting Rights held in each class of securities			No. of Shares Underlying Outstanding convertible securities (including Warrants)	Shareholding, as a % assuming full conversion of convertible securities (as a percentage of diluted share capital) As a % of (A+B+C2)	Number of Locked In shares		Number of Shares pledged or otherwise encumbered		Number of equity shares held in dematerialized form
									Class eq. X	Class eqy	Total			Total as a % of Total Voting Rights	No.	As a % of total Shares held	No.	
	(I)	(II)	(III)	(IV)	(V)	(VI)	(VII) = (IV)+(V)+(VI)	(VIII)	(IX)			(X)	(XI)	(XII)	(XIII)	(XIV)		
									Class eq. X	Class eqy	Total			(a)	(b)	(c)	(d)	
1	Indian																	
a	Individuals/Hindu undivided Family		5	174233	0	0	174233	0.13	174233.0	0	174233	0.13	0	0	0	0	0	174233
	KUMAR MANGALAM BIRLA	AEPF83926H		7399	0	0	7399	0.01	7398.7	0	7398.7	0.01	0	0	0	0	0	7399
	ADITYA VIKRAM KUMARMANGALAM BIRLA H.U.F.	AADHA1565M		17944	0	0	17944	0.01	17944	0	17944	0.01	0	0	0	0	0	17944
	RALASHREE BIRLA	AAFP81583I		110570	0	0	110570	0.08	110570.2	0	110570.2	0.08	0	0	0	0	0	110570
	VASAVADATTA BAJAJ	ADTPB8366I		23708	0	0	23708	0.02	23707.5	0	23707.5	0.02	0	0	0	0	0	23708
	NEERJA BIRLA	AAFP81530K		14613	0	0	14613	0.01	14612.5	0	14612.5	0.01	0	0	0	0	0	14613
b	Central Government/ State Government(s)		0	0	0	0	0	0.00	0	0	0	0.00	0	0	0	0	0	0
c	Financial Institutions/ Banks		0	0	0	0	0	0.00	0	0	0	0.00	0	0	0	0	0	0
d	Any Other (specify)		18	46034636	0	0	46034636	35.08	46034636.4	0.00	46034636	35.08	0	0	0	205307	0.40	46034636
	TURQUOISE INVESTMENT AND FINANCE PRIVATE LIMITED	AABCT5911H		7973967	0	0	7973967	6.07	7973967.3	0	7973967	6.07	0	0	0	0	0	7973967
	TRAPTI TRADING AND INVESTMENTS PRIVATE LIMITED	AABCT8006B		8305044	0	0	8305044	6.32	8305043.5	0	8305044	6.32	0	0	0	0	0	8305044
	Pilani Investment And Industries Corporation Ltd.	AABCP7642R		4524822	0	0	4524822	3.44	4524822.4	0	4524822	3.44	0	0	0	0	0	4524822
	TGS INVESTMENT AND TRADE PRIVATE LIMITED	AABCT6593K		7176415	0	0	7176415	5.46	7176415.1	0	7176415	5.46	0	0	0	0	0	7176415
	HINDALCO INDUSTRIES LIMITED	AAACH1201R		5644494	0	0	5644494	4.30	5644493.6	0	5644494	4.30	0	0	0	0	0	5644494
	UMANG COMMERCIAL COMPANY PRIVATE LTD	AAAGU3791B		5349253	0	0	5349253	4.07	5349252.5	0	5349253	4.07	0	0	0	0	0	5349253
	IGH HOLDINGS PRIVATE LIMITED	AABCT4428F		5438259	0	0	5438259	4.14	5438258.6	0	5438259	4.14	0	0	0	0	0	5438259
	MANAV INVESTMENT AND TRADING CO. LTD.	AACCM075E		239710	0	0	239710	0.18	239709.5	0	239710	0.18	0	0	0	205307	0.40	239710
	BIRLA INSTITUTE OF TECHNOLOGY AND SCIENCE	AAATB2599R		132241	0	0	132241	0.10	132241	0	132241	0.10	0	0	0	0	0	132241
	RENUKA INVESTMENTS & FINANCE LIMITED	AABCR8260P		48437	0	0	48437	0.04	48437	0	48437	0.04	0	0	0	0	0	48437
	ECE INDUSTRIES LTD.	AAACE1936C		67419	0	0	67419	0.05	67418.9	0	67419	0.05	0	0	0	0	0	67419
	BIRLA GROUP HOLDINGS PRIVATE LIMITED	AAACR2250C		1095454	0	0	1095454	0.83	1095454	0	1095454	0.83	0	0	0	0	0	1095454
	BIRLA INDUSTRIAL FINANCE (INDIA) LIMITED	AAACB4394F		17497	0	0	17497	0.01	17497	0	17497	0.01	0	0	0	0	0	17497
	BIRLA CONSULTANTS LIMITED	AAACB4330R		17477	0	0	17477	0.01	17476.5	0	17477	0.01	0	0	0	0	0	17477
	BIRLA INDUSTRIAL INVESTMENTS (INDIA) LIMITED	AAACB4357G		3732	0	0	3732	0.00	3732	0	3732	0.00	0	0	0	0	0	3732
	VIKRAM HOLDINGS PVT LTD.	AAACV1713C		150	0	0	150	0.00	150	0	150	0.00	0	0	0	0	0	150
	RAURATNA HOLDINGS PRIVATE LIMITED	AAACR2896G		134	0	0	134	0.00	134	0	134	0.00	0	0	0	0	0	134
	VABHAV HOLDINGS PRIVATE LIMITED	AAACV1899K		134	0	0	134	0.00	134	0	134	0.00	0	0	0	0	0	134
	Sub-Total (A)(1)		23	46208896	0	0	46208896	35.14	46208896.3	0	46208896	35.14	0	0	0	205307	0.40	46208896
2	Foreign			0	0	0	0	0.00	0	0	0	0.00	0	0	0	0	0	0
a	Individuals (Non-Resident Individuals/ Foreign Individuals)		0	0	0	0	0	0.00	0	0	0	0.00	0	0	0	0	0	0
b	Government		0	0	0	0	0	0.00	0	0	0	0.00	0	0	0	0	0	0
c	Institutions		0	0	0	0	0	0.00	0	0	0	0.00	0	0	0	0	0	0
d	Foreign Portfolio Investor		0	0	0	0	0	0.00	0	0	0	0.00	0	0	0	0	0	0
e	Any Other (specify)		5	0	0	0	4802304	0.00	4802304	0	4802304	3.68	0	0	0	0	0	4802304
	P.T. Indo Bharat Rayon			0	0	0	4000804	0.00	0	0	0	0.00	0	0	0	0	0	4000804
	P.T. Sunrise Burni Textiles			0	0	0	253750	0.00	0	0	0	0.00	0	0	0	0	0	0
	P.T. elegant Textile Industry			0	0	0	161750	0.00	0	0	0	0.00	0	0	0	0	0	0
	Thai Rayon Public Company Limited			0	0	0	385000	0.00	0	0	0	0.00	0	0	0	0	0	0
	Surya Kray Imp/Investments Private Limited			0	0	0	1000	0.00	0	0	0	0.00	0	0	0	0	0	0
	Sub-Total (A)(2)		5	0	0	0	4802304	0.00	4802304	0	4802304	3.68	0	0	0	0	0	4802304
	Total Shareholding of Promoter and Promoter Group (A) = (A)(1)+(A)(2)		28	46208896	0	0	46208896	35.14	51011179	0	51011179	38.82	0	0	0	205307	0.40	4802304






Table III - Statement showing shareholding pattern of the Public shareholder

Category	Category & Name of the Shareholder	PAN	No of Share-holders	No of fully paid up equity shares held	No of Partly paid-up equity shares held	No of Shares Underlying Depository Receipts	Total No of Shares Held (IV+V+VI)	Shareholding as a % of total no of shares (A+B+C2)	Number of Voting Rights held in each class of securities			No of Shares Underlying Outstanding convertible securities (Including Warrants)	Shareholding as a % assuming full conversion of convertible securities (as a percentage of diluted share capital)	Number of Locked in Shares		Number of Shares pledged or otherwise encumbered		Number of equity shares held in dematerialized form	
									No. of Voting Rights		Total as a % of (A+B+C)			No.	As a % of total Shares held	No.	As a % of total Shares held		
									Class X	Class Y									Total
(I)	(II)	(III)	(IV)	(V)	(VI)	(VII)	(VIII)	(IX)	(X)	(XI)	(XII)	(XIII)	(XIV)						
(a)	Mutual Funds		276	11508562	0	0	11508562	8.76	11508562	0	11508562	8.76	0	0.00	0	0.00	0	0	11499342
	ICICI PRUDENTIAL VALUE FUND - SERIES 1	AJ0038F	25	1918836	0	0	1918836	1.46	1918836	0	1918836	1.46	0	0.00	0	0.00	0	0	1918836
	BIRLA SUN LIFE TRUSTEE COMPANY PRIVATE LIMITED A/CBIRLA SUN LIFE INFRASTRUCTURE FUND	TR0102C	30	1305060	0	0	1305060	0.99	1305060	0	1305060	0.99	0	0.00	0	0.00	0	0	1305060
	HDFC TRUSTEE COMPANY LTD-HDFC INDEX FUND - NIFTY	TH1809A	30	1741008	0	0	1741008	1.32	1741008	0	1741008	1.32	0	0.00	0	0.00	0	0	1741008
	TEMPLETON INDIA EQUITY INCOME FUND	TT4931H	9	1097050	0	0	1097050	0.83	1097050	0	1097050	0.83	0	0.00	0	0.00	0	0	1097050
	RELIANCE CAPITAL TRUSTEE COMPANY LIMITED A/C RELIANCE GROWTH FUND	AAATR0090B		1489182	0	0	1489182	1.13	1489182			0.00		0.00					1489182
(b)	Venture Capital Funds		0	0	0	0	0	0.00	0	0	0	0.00	0	0.00	0	0.00	0	0	0
(c)	Alternate Investment Funds		0	0	0	0	0	0.00	0	0	0	0.00	0	0.00	0	0.00	0	0	0
(d)	Foreign Venture Capital Investors		0	0	0	0	0	0.00	0	0	0	0.00	0	0.00	0	0.00	0	0	0
(e)	Foreign Portfolio Investors		231	26090960	0	0	26090960	19.85	26090960	0	26090960	19.85	0	0.00	0	0.00	0	0	26088261
	EUROPACIFIC GROWTH FUND	AE0997R	1	1727954	0	0	1727954	1.31	1727954	0	1727954	1.31	0	0.00	0	0.00	0	0	1727954
	FIDELITY INVESTMENT TRUST FIDELITY SERIES EMERGING	TF2631A	1	1070523	0	0	1070523	0.81	1070523	0	1070523	0.81	0	0.00	0	0.00	0	0	1070523
	NEW WORLD FUND INC	CN3163H	1	1144056	0	0	1144056	0.87	1144056	0	1144056	0.87	0	0.00	0	0.00	0	0	1144056
	ABERDEEN GLOBAL INDIAN EQUITY LIMITED	CP2263L	1	2917346	0	0	2917346	2.22	2917346	0	2917346	2.22	0	0.00	0	0.00	0	0	2917346
	ABERDEEN EMERGING MARKETS FUND	TT3942K	1	1691416	0	0	1691416	1.29	1691416	0	1691416	1.29	0	0.00	0	0.00	0	0	1691416
	HSBC GLOBAL INVESTMENT FUNDS A/C HSBC GF MAURITIUS LIMITED	AAACH2172B		507878								0.00		0.00					507878
(f)	Financial Institutions/Banks		133	199904	0	0	199904	0.15	199904	0	199904	0.15	0	0.00	0	0.00	0	0	165750
(g)	Insurance Companies		37	8717897	0	0	8717897	6.63	8717897	0	8717897	6.63	0	0.00	0	0.00	0	0	8712605
	LIFE INSURANCE CORPORATION OF INDIA	CLD582H	25	7141371	0	0	7141371	5.43	7141371	0	7141371	5.43	0	0.00	0	0.00	0	0	5297205
(h)	Provident Funds/Pension Funds		0	0	0	0	0	0.00	0	0	0	0.00	0	0.00	0	0.00	0	0	0
(i)	Any Other		0	0	0	0	0	0.00	0	0	0	0.00	0	0.00	0	0.00	0	0	0
	Sub Total (B)(1)		677	46517323	0	0	46517323	35.40	46517323	0	46517323	35.40	0	0.00	0	0.00	0	0	46465958
(2)	Central Government/State Government(s)/President of India		0	1581	0	0	1581	0.00	1581	0	1581	0.00	0	0.00	0	0.00	0	0	1581
	Sub Total (B)(2)		0	1581	0	0	1581	0.00	1581	0	1581	0.00	0	0.00	0	0.00	0	0	1581
(3)	Non-institutions																		
	Individuals -		130438	13208947	0	0	13208947	10.05	13208947	0	13208947	10.05	0	0.00	0	0.00	0	0	11088542
(a)	Individual shareholders holding nominal share capital up to Rs. 2 lakhs		130433	11969531	0	0	11969531	9.11	11969531	0	11969531	9.11	0	0.00	0	0.00	0	0	9849800
	Individual shareholders holding nominal share capital in excess of Rs. 2 Lakhs		4	1238742	0	0	1238742	0.94	1238742	0	1238742	0.94	0	0.00	0	0.00	0	0	1238742
	ASHISH DHAWAN	ADLPD9621N		498333			498333	0.38				0.00		0.00					498333
(b)	NBFCs Registered with RBI		6	5453	0	0	5453	0.00	5453	0	5453	0.00	0	0.00	0	0.00	0	0	5453
(c)	Employee Trusts		0	0	0	0	0	0.00	0	0	0	0.00	0	0.00	0	0.00	0	0	0
(d)	Overseas Depositories (Holding DRs)(Balancing figure)		2	0	0	0	7676666	5.84	7676666	0	7676666	5.84	0	8.22	0	0.00	0	0	7676516
	CITIBANK N.A. NEW YORK, NYADR DEPARTMENT	AAACCD462F	2	0	0	0	7676666	5.84	7676666	0	7676666	5.84	0	8.22	0	0.00	0	0	7676516
(e)	Any Other		5677	12990558	0	0	12990558	9.89	12990558	0	12990558	9.89	0	0.00	0	0.00	0	0	9978285
	Trusts		69	800330	0	0	800330	0.61	800330	0	800330	0.61	0	0.00	0	0.00	0	0	794280
	Overseas corporate bodies		7	2623585	0	0	2623585	2.00	2623585	0	2623585	2.00	0	0.00	0	0.00	0	0	540
	Foreign Individuals or NRI		4179	863450	0	0	863450	0.66	863450	0	863450	0.66	0	0.00	0	0.00	0	0	557730
	Clearing Members		102	130696	0	0	130696	0.10	130696	0	130696	0.10	0	0.00	0	0.00	0	0	130696
	Bodies Corporate		1320	8572497	0	0	8572497	6.52	8572497	0	8572497	6.52	0	0.00	0	0.00	0	0	8495039
	ICICI PRUDENTIAL LIFE INSURANCE COMPANY LTD	CI7351P		4113230	0	0	4113230	3.13	4113230	0	4113230	3.13	0	0.00	0	0.00	0	0	4113230
	Sub Total (B)(3)		136123	26204958	0	0	26204958	25.78	26204958	0	26204958	25.78	0	0.00	0	0.00	0	0	26148796
	Total Public Shareholding (B) = (B)(1)+(B)(2)+(B)(3)		136800	72723862	0	0	72723862	61.18	72723862	0	72723862	61.18	0	0.00	0	0.00	0	0	75216335




Details of the shareholders acting as persons in Concert including their Shareholding: (Kindly start filing data from Row No - 3)			
Name of shareholder	Name of PAC	No. of shareholders	Holding %



Details of Shares which remain unclaimed may be given here along with details such as number of shareholders, outstanding shares held in demat/unclaimed suspense account, voting
(Kindly start filing data from Row No - 3)

No. of shareholders	No. of Shares
2957	129483



	Category and name of shareholder	PAN	Nos. of share holders	No. of fully paid up equity shares held	No. of Partly paid-up equity shares held	No. of shares underlying Depository Receipts	Total nos. shares held	Shareholding % calculated as per SCRR, 1957 As a % of (A+B+C2)	Number of Voting Rights held in each class of securities			No. of Shares Underlying Outstanding convertible securities (including Warrants)	Shareholding, as a % assuming full conversion of convertible securities (as a percentage of diluted share capital) As a % of (A+B+C2)	Number of Locked in shares		Number of Shares pledged or otherwise encumbered		Number of equity shares held in dematerialized form
									No of Voting Rights		Total as a % of Total Voting Rights			No.	As a % of total Shares held	No.	As a % of total Shares held	
	(I)	(II)	(III)	(IV)	(V)	(VI)	(VII) = (IV)+(V)+ (VI)	(VIII)	(IX)			(X)	(XI)	(XII)		(XIII)		(XIV)
									Class eg: X	Class eg:y	Total			(a)	(b)	(a)	(b)	
1	Custodian/DR Holder		0	0	0	0	0	0	0	0	0	0	0	0	0	0	0	0
2	Employee Benefit Trust (under SEBI (Share based Employee Benefit) Regulations, 2014)		0	0	0	0	0	0	0	0	0	0	0	0	0	0	0	0
a			0	0	0	0	0	0	0	0	0	0	0	0	0	0	0	0
Total Non-Promoter- Non Public Shareholding (C)= (C)(1)+(C)(2)			0	0	0	0	0	0	0	0	0	0	0	0	0	0	0	0



1	Name of Listed Entity	Grasim Industries Limited
2	Scrip Code / Name of Scrip / Class of Security	500300/GRASIM
3	Shareholding Pattern filed under : Reg. 31(1)(a)/Reg.31(1)(b)/Reg.31(1)(c)	31(1)(b)
	a. If under 31(1)(b) then indicate the report for quarter ending	31st July, 2016 (Pre-Demerger)
	b. If under 31(1)(c) then indicate date of allotment / extinguishment	N.A.

Declaration-The Listed entity is required to submit the following declaration to the extent of submission of information:-			
Sr.No.	Particulars	Yes*	No*
1	Whether the Listed Entity has issued any partly paid up shares?	-	No
2	Whether the Listed Entity has issued any Convertible Securities or Warrants?	-	No
3	Whether the Listed Entity has any shares against which depository receipts are issued?	Yes	-
4	Whether the Listed Entity has any shares in locked-in?	-	No
5	Whether any shares held by promoters are pledged or otherwise encumbered?	Yes	-
6	Whether the Listed Entity has issued any Differential Voting Rights?	-	No

* If the Listed Entity selects the option "No" for the questions above, the columns for the partly paid up shares, Outstanding convertible Securities/Warrants, depository receipts, locked-in shares, Number of shares pledged or otherwise encumbered by promoters, as applicable, shall not be displayed at the time of dissemination on the Stock Exchange website. Also wherever there is "No" declared by Listed Entity in above table the values will be considered as "Zero" by default on submission of the format of holding of specified securities.



CERTIFIED TRUE COPY
FOR GRASIM INDUSTRIES LIMITED

Hutokshi Wadia
HUTOKSHI WADIA
COMPANY SECRETARY

Table-I Summary Statement holding specified securities

Category	Category of shareholder	Nos. of shareholders	No. of fully paid up equity shares held	No. of Partly paid-up equity shares held	No. of shares underlying Depository Receipts	Total nos. shares held	Shareholding as a % of total no. of shares (calculated as per SCRR, 1957) As a % of (A+B+C2)	Number of Voting Rights held in each class of securities			No. of Shares Underlying Outstanding convertible securities (including Warrants)	Shareholding, as a % assuming full conversion of convertible securities (as a percentage of diluted share capital) As a % of (A+B+C2)	Number of Locked in shares		Number of Shares pledged or otherwise encumbered		Number of equity shares held in dematerialized form	
								No of Voting Rights		Total as a % of Total Voting Rights			No.	As a % of total Shares held	No.	As a % of total Shares held		
(I)	(II)	(III)	(IV)	(V)	(VI)	(VII) = (IV)+(V)+ (VI)	(VIII)	(IX)			(X)	(XI)	(XII)		(XIII)		(XIV)	
								Class eg: X	Class eg: Y	Total			(a)	(b)	(a)	(b)		
(A)	Promoter & Promoter Group*	28	46208869	0	4802304	51011173	38.82	51011173	0	51011173	38.82	0	0.00	0	0	205307	0.40	51011173
(B)	Public**	136800	72819854	0	7580674	80400528	61.18	80400528	0	80400528	61.18	0	0.00	0	0	0	0	75216335
(C)	Non Promoter- Non Public	0	0	0	0	0	0	0	0	0	0	0	0	0	0	0	0	0
(C1)	Shares underlying DRs	0	0	0	0	0	0.00	0	0	0	0	0	0	0	0	0	0	0
(C2)	Shares held by Employee Trusts	0	0	0	0	0	0	0	0	0	0	0	0	0	0	0	0	0
	Total	136828	119028723	0	12382978	131411701	100.00	131411701	0	131411701	100.00	0	0.00	0	0	205307	0.40	126227508

* Promoters includes 5.23% as GDRs. Refer the Deposit Agreement between the Parties

** Public includes 8.95% as GDRs. Refer the Deposit Agreement between the Parties



Table-II Statement showing shareholding pattern of the Promoter and Promoter Group

Category and name of shareholder	PAN	Nos. of shareholders	No. of fully paid up equity shares held	No. of Partly paid-up equity shares held	No. of shares underlying Depository Receipts	Total nos. shares held	Shareholding % calculated as per SCRR, 1957 As a % of (A+B+C)	Number of Voting Rights held in each class of securities			No. of Shares Underlying Outstanding convertible securities (including Warrants)	Shareholding, as a % assuming full conversion of convertible securities (as a percentage of diluted share capital) As a % of (A+B+C2)	Number of Locked In shares		Number of Shares pledged or otherwise encumbered		Number of equity shares held in dematerialized form	
								No of Voting Rights					Total as a % of Total Voting Rights	No.	As a % of total Shares held	No.		As a % of total Shares held
								Class eg: X	Class eqy	Total								
1 Indian																		
a Individuals/ Hindu undivided Family		8	174233	0	0	174233	0.13	174233.0	0	174233	0.13	0	0	0	0	0	0	174233
KUMAR MANGALAM BIRLA	AEPFB5926H		7399	0	0	7399	0.01	7399.7	0	7399.7	0.01	0	0	0	0	0	0	7399
ADITYA VIKRAM KUMARMANGALAM BIRLA HUF	AADHA1505AM		17944	0	0	17944	0.01	17944	0	17944	0.01	0	0	0	0	0	0	17944
RAJASHREE BIRLA	AAFPB1583L		110570	0	0	110570	0.08	110570.2	0	110570.2	0.08	0	0	0	0	0	0	110570
VASAVADATTA BALAJI	ADTPB8366J		23708	0	0	23708	0.02	23707.5	0	23707.5	0.02	0	0	0	0	0	0	23708
NEERJA BIRLA	AAFPB1530K		14813	0	0	14813	0.01	14812.5	0	14812.5	0.01	0	0	0	0	0	0	14813
b Central Government/ State Government(s)		0	0	0	0	0	0.00	0	0	0	0.00	0	0	0	0	0	0	0
c Financial Institutions/ Banks		0	0	0	0	0	0.00	0	0	0	0.00	0	0	0	0	0	0	0
d Any Other (specify)		18	4808888	0	0	4808888	35.18	4808888.4	0.00	4808888.4	35.09	0	0	0	205307	0.80	48084636	
TURQUOISE INVESTMENT AND FINANCE PRIVATE LIMITED	AAACT5911H		7973967	0	0	7973967	6.07	7973967.3	0	7973967	6.07	0	0	0	0	0	0	7973967
TRAPTI TRADING AND INVESTMENTS PRIVATE LIMITED	AAACT6006B		8305044	0	0	8305044	6.82	8305043.5	0	8305044	6.82	0	0	0	0	0	0	8305044
Pfani Investment And Industries Corporation Ltd.	AAACP7642R		4524822	0	0	4524822	3.64	4524822.4	0	4524822	3.64	0	0	0	0	0	0	4524822
TGS INVESTMENT AND TRADE PRIVATE LIMITED	AAACT6593K		7176415	0	0	7176415	5.66	7176415.1	0	7176415	5.66	0	0	0	0	0	0	7176415
HINDALCO INDUSTRIES LIMITED	AAACH1201R		5644494	0	0	5644494	4.30	5644493.8	0	5644494	4.30	0	0	0	0	0	0	5644494
UMANG COMMERCIAL COMPANY PRIVATE LTD	AAACU9731B		5349253	0	0	5349253	4.07	5349252.5	0	5349253	4.07	0	0	0	0	0	0	5349253
IGH HOLDINGS PRIVATE LIMITED	AAACT4426F		5438259	0	0	5438259	4.14	5438258.6	0	5438259	4.14	0	0	0	0	0	0	5438259
MANAV INVESTMENT AND TRADING CO. LTD.	AAACDM075E		239710	0	0	239710	0.18	239709.5	0	239710	0.18	0	0	0	205307	0.40	239710	
BIRLA INSTITUTE OF TECHNOLOGY AND SCIENCE	AAATB2599H		132241	0	0	132241	0.10	132241	0	132241	0.10	0	0	0	0	0	0	132241
RENJKA INVESTMENTS & FINANCE LIMITED	AABCR8260P		48437	0	0	48437	0.04	48437	0	48437	0.04	0	0	0	0	0	0	48437
ECE INDUSTRIES LTD.	AAACE1936C		67419	0	0	67419	0.05	67418.9	0	67419	0.05	0	0	0	0	0	0	67419
BIRLA GROUP HOLDINGS PRIVATE LIMITED	AAACR2250C		1095454	0	0	1095454	0.83	1095454	0	1095454	0.83	0	0	0	0	0	0	1095454
BIRLA INDUSTRIAL FINANCE (INDIA) LIMITED	AAACB4384F		17497	0	0	17497	0.01	17497	0	17497	0.01	0	0	0	0	0	0	17497
BIRLA CONSULTANTS LIMITED	AAACB4330R		17477	0	0	17477	0.01	17476.5	0	17477	0.01	0	0	0	0	0	0	17477
BIRLA INDUSTRIAL INVESTMENTS (INDIA) LIMITED	AAACB4397G		3732	0	0	3732	0.00	3731.5	0	3732	0.00	0	0	0	0	0	0	3732
VIKRAM HOLDINGS PVT LTD	AAACV1713C		150	0	0	150	0.00	150	0	150	0.00	0	0	0	0	0	0	150
RAIRATNA HOLDINGS PRIVATE LIMITED	AAACR2896G		134	0	0	134	0.00	134	0	134	0.00	0	0	0	0	0	0	134
VAIBHAV HOLDINGS PRIVATE LIMITED	AAACV1889K		134	0	0	134	0.00	134	0	134	0.00	0	0	0	0	0	0	134
Sub-Total (A)(1)		23	4820888	0	0	4820888	35.18	4820888.9	0	4820889	35.18	0	0	0	205307	0.80	4820888	
2 Foreign		0	0	0	0	0	0.00	0	0	0	0.00	0	0	0	0	0	0	0
a Individuals (Non-Resident Individuals/ Foreign Individuals)		0	0	0	0	0	0.00	0	0	0	0.00	0	0	0	0	0	0	0
b Government		0	0	0	0	0	0.00	0	0	0	0.00	0	0	0	0	0	0	0
c Institutions		0	0	0	0	0	0.00	0	0	0	0.00	0	0	0	0	0	0	0
d Foreign Portfolio Investor		0	0	0	0	0	0.00	0	0	0	0.00	0	0	0	0	0	0	0
e Any Other (specify)		3	0	0	0	4802304	0.00	4802304	0	4802304	3.63	0	0	0	0	0	0	4802304
P.T. Indo Bharat Rayon			0	0	0	4000804	0.00	4000804	0	4000804	0.00	0	0	0	0	0	0	0
P.T. Sunrise Burni Textiles			0	0	0	253750	0.00	253750	0	253750	0.00	0	0	0	0	0	0	0
P.T. Alegant Textile Industry			0	0	0	161750	0.00	161750	0	161750	0.00	0	0	0	0	0	0	0
The Rayon Public Company Limited			0	0	0	385000	0.00	385000	0	385000	0.00	0	0	0	0	0	0	0
Surya Kiran Investments Pte Limited			0	0	0	1000	0.00	1000	0	1000	0.00	0	0	0	0	0	0	0
Sub-Total (A)(2)		3	0	0	0	4802304	0.00	4802304	0	4802304	3.63	0	0	0	0	0	0	4802304
Total Shareholding of Promoter and Promoter Group (A)=(A)(1)+(A)(2)		26	4820888	0	0	4820888	35.18	5301117.3	0	5301117.3	38.82	0	0	0	205307	0.80	5101117.3	



Table III - Statement showing shareholding pattern of the Public shareholder

Category	Category & Name of the Shareholder	PAN	No of Shareholders	No of Fully paid up equity shares held	No of Partly paid-up equity shares held	No of Shares Underlying Depository Receipts	Total No of Shares Held (IV+V+VI)	Shareholding as a % of total no of shares (A+B+C2)	Number of Voting Rights held in each class of securities			No of Shares Underlying Outstanding convertible securities (Including Warrants)	Shareholding as a % assuming full conversion of convertible Securities (as a percentage of diluted share capital)	Number of Locked in Shares		Number of Shares pledged or otherwise encumbered		Number of equity shares held in dematerialized form	
									No. of Voting Rights		Total as a % of (A+B+C)			No.	As a % of total Shares held	No.	As a % of total Shares held		
									Class X	Class Y									Total
(I)	(II)	(III)	(IV)	(V)	(VI)	(VII)	(VIII)	(IX)	(X)	(XI)	(XII)	(XIII)	(XIV)						
(1)	Institutions																		
(a)	Mutual Funds		278	11508562	0	0	11508562	8.76	11508562	0	11508562	8.76	0	0.00	0	0.00	0	0	11499342
	ICICI PRUDENTIAL VALUE FUND - SERIES 1	AI003BF	25	1918836	0	0	1918836	1.46	1918836	0	1918836	1.46	0	0.00	0	0.00	0	0	1918836
	BIRLA SUN LIFE TRUSTEE COMPANY PRIVATE LIMITED A/CBIRLA SUN LIFE INFRASTRUCTURE FUND	TB0102C	30	1305060	0	0	1305060	0.99	1305060	0	1305060	0.99	0	0.00	0	0.00	0	0	1305060
	HDFC TRUSTEE COMPANY LTD-HDFC INDEX FUND - NIFTY	TH1809A	30	1741008	0	0	1741008	1.32	1741008	0	1741008	1.32	0	0.00	0	0.00	0	0	1741008
	TEMPLETON INDIA EQUITY INCOME FUND	TT4931H	9	1097050	0	0	1097050	0.83	1097050	0	1097050	0.83	0	0.00	0	0.00	0	0	1097050
	RELIANCE CAPITAL TRUSTEE COMPANY LIMITED A/C RELIANCE GROWTH FUND	AAATR0090B		1489182	0	0	1489182	1.13	1489182	0		0.00	0	0.00	0	0.00	0	0	1489182
(b)	Venture Capital Funds		0	0	0	0	0	0.00	0	0	0	0.00	0	0.00	0	0.00	0	0	0
(c)	Alternate Investment Funds		0	0	0	0	0	0.00	0	0	0	0.00	0	0.00	0	0.00	0	0	0
(d)	Foreign Venture Capital Investors		0	0	0	0	0	0.00	0	0	0	0.00	0	0.00	0	0.00	0	0	0
(e)	Foreign Portfolio Investors		231	26090960	0	0	26090960	19.85	26090960	0	26090960	19.85	0	0.00	0	0.00	0	0	26088261
	EUROPACIFIC GROWTH FUND	AE0997R	1	1727954	0	0	1727954	1.31	1727954	0	1727954	1.31	0	0.00	0	0.00	0	0	1727954
	FIDELITY INVESTMENT TRUST FIDELITY SERIES EMERGING	FF2631A	1	1070523	0	0	1070523	0.81	1070523	0	1070523	0.81	0	0.00	0	0.00	0	0	1070523
	NEW WORLD FUND INC	CN3163H	1	1144056	0	0	1144056	0.87	1144056	0	1144056	0.87	0	0.00	0	0.00	0	0	1144056
	ABERDEEN GLOBAL INDIAN EQUITY LIMITED	CP2263L	1	2917346	0	0	2917346	2.22	2917346	0	2917346	2.22	0	0.00	0	0.00	0	0	2917346
	ABERDEEN EMERGING MARKETS FUND	TT3942K	1	1691416	0	0	1691416	1.29	1691416	0	1691416	1.29	0	0.00	0	0.00	0	0	1691416
	HSBC GLOBAL INVESTMENT FUNDS A/C HSBC GIF MAURITUS LIMITED	AAACH2172B		507878	0	0						0.00	0	0.00	0	0.00	0	0	507878
(f)	Financial Institutions/Banks		133	199904	0	0	199904	0.15	199904	0	199904	0.15	0	0.00	0	0.00	0	0	165750
(g)	Insurance Companies		37	8717897	0	0	8717897	6.63	8717897	0	8717897	6.63	0	0.00	0	0.00	0	0	8712605
	LIFE INSURANCE CORPORATION OF INDIA	CLDSR2H	25	7141371	0	0	7141371	5.43	7141371	0	7141371	5.43	0	0.00	0	0.00	0	0	5297205
(h)	Provident Funds/Pension Funds		0	0	0	0	0	0.00	0	0	0	0.00	0	0.00	0	0.00	0	0	0
(i)	Any Other		0	0	0	0	0	0.00	0	0	0	0.00	0	0.00	0	0.00	0	0	0
	Sub Total (B)(1)		677	46517323	0	0	46517323	35.40	46517323	0	46517323	35.40	0	0.00	0	0.00	0	0	46465958
(2)	Central Government/State Government(s)/President of India		0	1581	0	0	1581	0.00	1581	0	1581	0.00	0	0.00	0	0.00	0	0	1581
	Sub Total (B)(2)		0	1581	0	0	1581	0.00	1581	0	1581	0.00	0	0.00	0	0.00	0	0	1581
(3)	Non-institutions																		
	Individuals -		130438	13208947	0	0	13208947	10.05	13208947	0	13208947	10.05	0	0.00	0	0.00	0	0	11068542
(a)	i. Individual shareholders holding nominal share capital up to Rs. 2 Lakhs		130433	11969531	0	0	11969531	9.11	11969531	0	11969531	9.11	0	0.00	0	0.00	0	0	9849600
	ii. Individual shareholders holding nominal share capital in excess of Rs. 2 Lakhs		4	1238742	0	0	1238742	0.94	1238742	0	1238742	0.94	0	0.00	0	0.00	0	0	1238742
	ASHISH DHAWAN	ADLDP9621M		498333	0	0	498333	0.38				0.00	0	0.00	0	0.00	0	0	498333
(b)	NBFCs Registered with RBI		6	5453	0	0	5453	0.00	5453	0	5453	0.00	0	0.00	0	0.00	0	0	5453
(c)	Employee Trusts		0	0	0	0	0	0.00	0	0	0	0.00	0	0.00	0	0.00	0	0	0
(d)	Overseas Depositories (Holding DRs)(Balancing figure)		2	0	0	0	7676666	5.84	7676666	0	7676666	5.84	0	8.22	0	0.00	0	0	7676516
	CITIBANK N.A. NEW YORK, NYADR DEPARTMENT	AAACCD462F	2	0	0	0	7676666	5.84	7676666	0	7676666	5.84	0	8.22	0	0.00	0	0	7676516
(e)	Any Other		5677	12990558	9	0	12990558	9.89	12990558	0	12990558	9.89	0	0.00	0	0.00	0	0	9978285
	Trusts		69	800330	0	0	800330	0.61	800330	0	800330	0.61	0	0.00	0	0.00	0	0	794280
	Overseas corporate bodies		7	2623585	0	0	2623585	2.00	2623585	0	2623585	2.00	0	0.00	0	0.00	0	0	540
	Foreign Individuals or HRI		4178	863450	0	0	863450	0.66	863450	0	863450	0.66	0	0.00	0	0.00	0	0	557730
	Clearing Members		102	130696	0	0	130696	0.10	130696	0	130696	0.10	0	0.00	0	0.00	0	0	130696
	Bodies Corporate		1320	8572497	0	0	8572497	6.52	8572497	0	8572497	6.52	0	0.00	0	0.00	0	0	8495039
	ICICI PRUDENTIAL LIFE INSURANCE COMPANY LTD	GI7351P		4113230	0	0	4113230	3.13	4113230	0	4113230	3.13	0	0.00	0	0.00	0	0	4113230
	Sub Total (B)(3)		138123	26264958	0	0	7676666	33881624	25.78	33881624	25.78	0	0.00	0	0.00	0	0.00	0	28748796
	Total Public Shareholding (B) = (B)(1)+(B)(2)+(B)(3)		138800	72723442	0	0	7676666	80400528	61.18	80400528	61.18	0	0.00	0	0.00	0	0.00	0	75216335

Details of the shareholders acting as persons in Concert including their Shareholding: (Kindly start filing data from Row No - 3)			
Name of shareholder	Name of PAC	No. of shareholders	Holding %



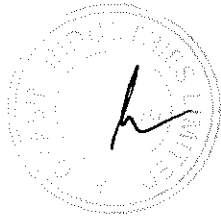
Details of Shares which remain unclaimed may be given here along with details such as number of shareholders, outstanding shares held in demat/unclaimed suspense account, voting

(Kindly start filing data from Row No - 3)

No. of shareholders	No. of Shares
2957	129483



	Category and name of shareholder	PAN	Nos. of share holders	No. of fully paid up equity shares held	No. of Partly paid-up equity shares held	No. of shares underlying Depository Receipts	Total nos. shares held	Shareholding % calculated as per SCRR, 1957 As a % of (A+B+C2)	Number of Voting Rights held in each class of securities			No. of Shares Underlying Outstanding convertible securities (Including Warrants)	Shareholding , as a % assuming full conversion of convertible securities (as a percentage of diluted share capital) As a % of (A+B+C2)	Number of Locked In shares		Number of Shares pledged or otherwise encumbered		Number of equity shares held in demateria-lized form
									No of Voting Rights		Total as a % of Total Voting Rights			No.	As a % of total Shares held	No.	As a % of total Shares held	
	(I)	(II)	(III)	(IV)	(V)	(VI)	(VII) = (IV)+(V)+ (VI)	(VIII)	Class eg: X	Class eg: y	Total	(X)	(XI)	(a)	(b)	(a)	(b)	(XIV)
1	Custodian/DR Holder		0	0	0	0	0	0	0	0	0	0	0	0	0	0	0	0
2	Employee Benefit Trust (under SEBI (Share based Employee Benefit) Regulations, 2014)		0	0	0	0	0	0	0	0	0	0	0	0	0	0	0	0
a			0	0	0	0	0	0	0	0	0	0	0	0	0	0	0	0
Total Non-Promoter- Non Public Shareholding (C)= (C)(1)+(C)(2)			0	0	0	0	0	0	0	0	0	0	0	0	0	0	0	0



FORMAT OF HOLDING OF SPECIFIED SECURITIES

Annexure - 1

1 Name of Listed Entity : Aditya Birla Financial Services Limited (Unlisted)

2 Scrip Code / Name of Scrip / Class of Security : Equity

3 Shareholding Pattern filed under : Reg. 31(1)(a)/Reg.31(1)(b)/Reg.31(1)(c)

a. If under 31(1)(b) then indicate the report for quarter ending : 31st July, 2016 (C.P.M.)


b. If under 31(1)(c) then indicate date of allotment / extinguishment

4 Declaration : The listed entity is required to submit the following declaration to the extent of submission of information :-

	Particulars	Yes*	No*
1	Whether the Listed Entity has issued any partly paid up shares ?		No*
2	Whether the Listed Entity has issued any Convertible Securities or Warrants ?		No*
3	Whether the Listed Entity has any shares against which depository receipts are issued ?		No*
4	Whether the Listed Entity has any shares in locked-in ?	Yes*	
5	Whether any shares held by promoters are pledge or otherwise encumbered ?	Yes*	

* If the Listed Entity selects the option "No" for the questions above, the columns for the partly paid up shares, Outstanding convertible Securities/Warrants, depository receipts, locked-in shares, Number of shares pledged or otherwise encumbered by promoters, as applicable, shall not be displayed at the time of dissemination on the Stock Exchange website. Also wherever there is "No" declared by Listed Entity in above table the values will be considered as "Zero" by default on submission of the format of holding of specified securities.

Sudag



CERTIFIED TRUE COPY
FOR GRASIM INDUSTRIES LIMITED.

Hutokshi Wadia

HUTOKSHI WADIA
COMPANY SECRETARY

Table 1 - Summary Statement holding of specified securities.

Category (I)	Category of shareholder (II)	No. of shareholders (III)	No. of fully paid-up equity shares held (IV)	No. of partly paid-up equity shares held (V)	No. of shares underlying Depository Receipts (VI)	Total No. shares held (VII)= (IV)+(V)+(VI)	Shareholding as a % of total no. of shares(calculated as per SCRR,1957) (VIII) As a % of (A+B+C2)	Number of Voting rights held in each class of securities (IX)			No. of Shares Underlying Outstanding convertible securities (including Warrants) (X)	Shareholding, as a % assuming full conversion of convertible securities (as a percentage of diluted share capital) (XI)=(VII)+(X) As a % of	Number of locked in shares (XII)		Number of shares pledged or otherwise encumbered (XIII)		Number of equity shares held in dematerialized form (XIV)
								No. of voting Rights		Total as a % of (A+B+C)			Number (a)	As a % of total shares held (b)	Number (a)	As a % of total shares held (b)	
								Class- Equity	Class eg : y								
(A)	Promoter & Promoter Group	16	796,010,000	20,000,000	-	816,010,000	100.00	816,010,000		816,010,000	100	-	-		-	109,995,000	
(B)	Public	-															
(C)	Non promoter-Non Public	NA															
(C1)	Shares underlying DRs	-	-	-	-	-	-	-		-	-				NA		
(C2)	Shares held by Employee Trusts	-	-	-	-	-	-	-		-	-				NA		
	Total	16	796,010,000	20,000,000	-	816,010,000	100.00	816,010,000		816,010,000	100	-	-	-	-	109,995,000	



Table II - Statement showing shareholding pattern of the Promoters and Promoter Group

Category and Name of the Shareholders (I)	PAN (II)	No. of shareholders (III)	No. of fully paid up equity shares held (IV)	Partly paid-up equity shares held (V)	No. of shares underlying Depository Receipts (VI)	Total No. shares held (VII)=(IV+V+VI)	Shareholding % calculate as per SCRR, 1957 As a % of (A+B+C2) (VIII)	Number of Voting Rights held in each class of securities (IX)			No. of shares Underlying Outstanding convertible securities (including Warrants) (X)	Shareholding, as a % assuming full conversion of convertible securities (as a percentage of diluted share capital) (XI)=(VII)+(X) as a	Number of locked in shares (XII)		Number of Shares pledged or otherwise encumbered (XIII)		Number of equity shares held in dematerialized form (XIV)	
								No. of voting Rights		Total as a % of Total voting rights			No. (a)	As a % of total shares held (b)	No. (a)	As a % of total shares held (b)		
								Class- Equity	Class eg : Total									Y
(1) INDIAN																		
(a) Individuals/Hindu undivided Family		14	60	-	-	60	-	60	-	60	-	-	-	-	-	-	-	-
(b) Central Government/State Government(s)		-	-	-	-	-	-	-	-	-	-	-	-	-	-	-	-	-
(c) Financial Institutions/Banks		-	-	-	-	-	-	-	-	-	-	-	-	-	-	-	-	-
(d) Any other (specify)																		
Bodies Corporate		2	796,009,940	20,000,000	-	816,009,940	100.00	816,009,940	-	816,009,940	100.00	-	-	-	-	-	-	109,995,000
Aditya Birla Nuvo Limited			795,709,940	19,992,465	-	815,702,405	99.96	815,702,405	-	815,702,405	99.96	-	-	-	-	-	-	109,995,000
ABNL INVESTMENT LIMITED			300,000	7,535	-	307,535	0.04	307,535	-	307,535	0.04	-	-	-	-	-	-	-
Sub-total (A) (1)		2	796,010,000	20,000,000	-	816,010,000	100.00	816,010,000	-	816,010,000	100.00	-	-	-	-	-	-	109,995,000
(2) FOREIGN																		
(a) Individuals (Non-resident Individual/ Foreign Individuals)		-	-	-	-	-	-	-	-	-	-	-	-	-	-	-	-	-
(b) Government		-	-	-	-	-	-	-	-	-	-	-	-	-	-	-	-	-
(c) Institutions		-	-	-	-	-	-	-	-	-	-	-	-	-	-	-	-	-
(d) Foreign Portfolio Investor		-	-	-	-	-	-	-	-	-	-	-	-	-	-	-	-	-
(e) Any other (specify)		-	-	-	-	-	-	-	-	-	-	-	-	-	-	-	-	-
Sub-total (A) (2)																		
Total Shareholding of Promoter and Promoter Group (A) = (A1) + (A2)		2	796,010,000	20,000,000	-	816,010,000	100.00	816,010,000	-	816,010,000	100.00	-	-	-	-	-	-	109,995,000

Details of shares which remain unclaimed may be given here along with details such as number of shareholders, outstanding shares held in demat/unclaimed suspense account, voting rights which are frozen etc.

No. of shareholders : 16

No. of shares outstanding :

Note :

(1) PAN would not be displayed on website of Stock Exchange(s). (2) The term "Encumbrance" has the same meaning as assigned under regulation 28(3) of SEBI (Substantial Acquisition of Shares and Takeovers) Regulations, 2011.





Table III-Statement showing shareholding pattern of the Public shareholders.

Category & Name of the Shareholders (I)	PAN (II)	No. of shareholders (III)	No. of fully paid-up equity shares held (IV)	Partly paid-up equity shares held (V)	No. of shares underlying Depository Receipts (VI)	Total No. of shares held VII = IV + V + VI	Share holding % calculated as per SCRR, 1957 As a % of (A+B+C2) VIII	Number of Voting rights held in each class of securities (IX)			No. of shares Underlying Outstanding convertible securities (including Warrants) (X)	Total shareholding as a % assuming full conversion of convertible securities (as a percentage of diluted share capital) (XI)	Number of Locked in shares (XII)		Number of shares Pledged or otherwise encumbered (XIII)		Number of equity shares held in dematerialized form (XIV)	
								No. of voting Rights					Total as a % of Total voting rights	No. (a)	As a % of total shares held (b)	No. (a) (not applicable)		As a % of total shares held (b) (Not applicable)
								Class-Equity	Class eg : y	Total								
(1) Institutions																		
(a) Mutual funds	-	-	-	-	-	-	-	-	-	-	-	-	-	-	-	-	-	0.00
(b) Venture Capital Funds	-	-	-	-	-	-	-	-	-	-	-	-	-	-	-	-	-	
(c) Alternate Investment Funds	-	-	-	-	-	-	-	-	-	-	-	-	-	-	-	-	-	0.00
(d) Foreign venture Capital Investors	-	-	-	-	-	-	-	-	-	-	-	-	-	-	-	-	-	
(e) Foreign Portfolio Investors	-	-	-	-	-	-	-	-	-	-	-	-	-	-	-	-	-	
(f) Financial Institutions/Banks	-	-	-	-	-	-	-	-	-	-	-	-	-	-	-	-	-	
(g) Insurance Companies	-	-	-	-	-	-	-	-	-	-	-	-	-	-	-	-	-	
(h) Provident funds/Pension Funds	-	-	-	-	-	-	-	-	-	-	-	-	-	-	-	-	-	
(i) Any other (specify)	-	-	-	-	-	-	-	-	-	-	-	-	-	-	-	-	-	
Sub-Total (B)(1)	-	-	-	-	-	-	-	-	-	-	-	-	-	-	-	-	-	
(2) Central Government/ State Government(s)/ President of India																		
Sub-Total (B)(2)	-	-	-	-	-	-	-	-	-	-	-	-	-	-	-	-	-	
(3) Non-Institutions																		
(a) Individuals																		
i. Individual shareholders holding nominal share capital upto Rs.2 lakhs																		
ii. Individual shareholders holding nominal share capital in excess of Rs.2 lakhs.																		



																		0	NA
(b)	NBFCs registered with RBI																	0	NA
(c)	Employee Trusts																	0	NA
																		0	NA
(d)	overseas Depositories (holding DRs) (balancing figure)	-	-	-	-	-	-	-	-	-	-	-	-	-	-	-	-	-	-
																		0	NA
(e)	Any other (specify)	-	-	-	-	-	-	-	-	-	-	-	-	-	-	-	-	-	-
	Bodies Corporate																	0	NA
	Non-Resident Indians																	0	NA
	Overseas Corporate Body																	0	NA
	Trust																	0	NA
	Sub-Total (B)(3)	-	-	-	-	-	-	-	-	-	-	-	-	-	-	-	-	-	-
	Total Public Shareholding	-	-	-	-	-	-	-	-	-	-	-	-	-	-	-	-	-	-
	(B) = (B)(1) + (B)(2) + (B)(3)	-	-	-	-	-	-	-	-	-	-	-	-	-	-	-	-	-	-

Details of the shareholders acting as person in concert including their shareholding (Number and %) :

Details of shares which remain unclaimed may be given here along with details such as Number of shareholders, outstanding shares held in demat/unclaimed suspense account, voting rights which are frozen etc.

No. of shareholders : 0 No. of shares : 0 Voting rights frozen : 0

Note :

(1) PAN would not be displayed on website of Stock Exchange(s)

(2) The above format needs to be disclosed along with the name of following persons : In stitutions/Non in stitutions holding more than 1% of total number of shares.

(3) W.r.t. the information pertaining to Depository Receipts, the same may be disclosed in the respective columns to the extent information available and he balance to be disclosed as held by custodian.




Table IV - Statement showing shareholding pattern of the Non-Promoter - Non Public shareholders. - NIL

	Category & Name of the Shareholders (I)	PAN (II)	No. of shareholders (III)	No. of fully paid-up equity shares held (IV)	Partly paid-up equity shares held (V)	No. of shares underlying Depository Receipts (VI)	Total No. shares held (VII) = (IV)+(V)+(VI)	Shareholding % calculated as per SCRR, 1957 As a % of (A+B+C2) (VIII)	Number of Voting rights held in each class of securities (IX)			No. of Shares Underlying Outstanding convertible securities (including Warrants) (X)	Total shareholding, as a % assuming full conversion of convertible securities (as a percentage of diluted share capital) (XI)	Number of Locked in shares (XII)		Number of shares pledged or otherwise encumbered (XIII)		Number of equity shares held in dematerialized form (XIV) (Not applicable)	
									No. of voting Rights					Total as a % of Total voting rights	No.	As a % of total shares held	No. (Not applicable)		As a % of total shares held (Not applicable)
									Class-Equity	Class eg : y	Total								
(1)	Custodian/DR Holder	0.00	0.00	0.00	0.00	0.00	0.00	0.00	0.00	0.00	0.00	0.00	0.00	0.00	0.00	0.00	0.00	NA	
(a)	Name of DR Holder (if applicable)																	NA	
(i)																		NA	
(ii)																		0.00	
(2)	Employee Benefit Trust (under SEBI (Share based Employee Benefit) Regulations, 2014)	0.00	0.00	0.00	0.00	0.00	0.00	0.00	0.00	0.00	0.00	0.00	0.00	0.00	0.00	0.00	0.00	NA	
(a)																		NA	
	Total Non-Promoter- Non Public Shareholding(C) = (C)(1)+(C)(2)	0.00	0.00	0.00	0.00	0.00	0.00	0.00	0.00	0.00	0.00	0.00	0.00	0.00	0.00	0.00	0.00	NA	

Aditya Birla Financial Services Ltd.
MUMBAI

1	Name of Listed Entity	Aditya Birla Financial Services Limited (Unlisted)
2	Scrip Code / Name of Scrip / Class of Security	EQUITY (Post)
3	Shareholding Pattern filed under : Reg. 31(1)(a)/Reg.31(1)(b)/Reg.31(1)(c)	
	a. If under 31(1)(b) then indicate the report for quarter ending	
	b. If under 31(1)(c) then indicate date of allotment / extinguishment	

Declaration-The Listed entity is required to submit the following declaration to the extent of submission of information:-

Sr.No.	Particulars	Yes*	No*
1	Whether the Listed Entity has issued any partly paid up shares?	-	No*
2	Whether the Listed Entity has issued any Convertible Securities or Warrants?	-	No*
3	Whether the Listed Entity has any shares against which depository receipts are issued?	-	No*
4	Whether the Listed Entity has any shares in locked-in?	Yes*	-
5	Whether any shares held by promoters are pledge or otherwise encumbered?	Yes*	-
6	Whether the Listed Entity has issued any Differential Voting Rights?	-	-

* If the Listed Entity selects the option "No" for the questions above, the columns for the partly paid up shares, Outstanding convertible Securities/Warrants, depository receipts, locked-in shares, Number of shares pledged or otherwise encumbered by promoters, as applicable, shall not be displayed at the time of dissemination on the Stock Exchange website. Also wherever there is "No" declared by Listed Entity in above table the values will be considered as "Zero" by default on submission of the format of holding of specified securities.



CERTIFIED TRUE COPY
FOR GRASIM INDUSTRIES LIMITED

Hutokshi Wadia

HUTOKSHI WADIA
COMPANY SECRETARY

Table-I Summary Statement holding specified securities

Category	Category of shareholder	Nos. of share-holders	No. of fully paid up equity shares held	No. of Shares of Grasim	No. of Shares allotted by ABFS to Grasim Shareholders	Total Shares ABFS+ Grasim	No. of Partly paid-up equity shares held	No. of shares underlying Depository Receipts	Total nos. shares held	Shareholding as a % of total no. of shares (calculated as per SCRR, 1957) As a % of (A+B+C2)	Number of Voting Rights held in each class of securities			No. of Shares Outstanding convertible securities (including Warrants)	Shareholding, as a % assuming full conversion of convertible securities (as a percentage of diluted share capital) As a % of (A+B+C2)	Number of Locked In shares		Number of Shares pledged or otherwise encumbered		Number of equity shares held in demateria-lized form	
											No of Voting Rights		Total as a % of Total Voting Rights			No.	As a % of total Shares held	No.	As a % of total Shares held		
(i)	(ii)	(iii)				(iv)	(v)	(vi)	(vii) = (iv)+(v)+(vi)	(viii)	(ix)			(x)	(xi)	(xii)		(xiii)		(xiv)	
											Class eg: X	Class eg: Y	Total			(a)	(b)	(a)	(b)		
(A)	Promoter & Promoter Group*	30	1,232,240,000	46,208,869	323,462,085	1,555,702,085	-	33,616,128	1,589,318,213	74	1,589,318,213	-	1,589,318,213	74	-	-	-	-	1,437,149	0.09	1,589,318,213
(B)	Public**	136,800	-	72,819,854	509,738,976	509,738,976	-	53,054,718	562,803,694	26	562,803,694	-	562,803,694	26	-	-	-	-	-	-	526,514,345
(C)	Non Promoter- Non Public	-	-	-	-	-	-	-	-	-	-	-	-	-	-	-	-	-	-	-	-
(C1)	Shares underlying DRs	-	-	-	-	-	-	-	-	-	-	-	-	-	-	-	-	-	-	-	-
(C2)	Shares held by Employee Trusts	-	-	-	-	-	-	-	-	-	-	-	-	-	-	-	-	-	-	-	-
	Total	136,830	1,232,240,000	119,028,723	833,201,061	2,065,441,061	-	86,680,846	2,152,121,907	100	2,152,121,907	-	2,152,121,907	100	-	-	-	-	1,437,149	0.09	2,115,832,558

* Promoters includes 5.23% as GDRs. Refer the Deposit Agreement between the Parties
 ** Public includes 8.95% as GDRs. Refer the Deposit Agreement between the Parties




Table-II Statement showing shareholding pattern of the Promoter and Promoter Group

	Category and name of shareholder	PAN	Nos. of share holders	No. of fully paid up equity shares held	No. of Partly paid-up equity shares held	No. of shares underlying Depository Receipts	Total nos. shares held	Shareholding % calculated as per SCRR, 1957 As a % of (A+B+C2)	Number of Voting Rights held in each class of securities			No. of Shares Outstanding convertible securities (including Warrants)	Shareholding, as a % assuming full conversion of convertible securities (as a percentage of diluted share capital) As a % of (A+B+C2)	Number of Locked in shares		Number of Shares pledged or otherwise encumbered		Number of equity shares held in dematerialized form	
									No of Voting Rights		Total as a % of Total Voting Rights			No.	As a % of total Shares held	No.	As a % of total Shares held		
									Class eg: X	Class eg: Y									Total
(I)	(II)	(III)	(IV)	(V)	(VI)	(VII) = (IV)+(V)+ (VI)	(VIII)	(IX)	(X)	(XI)	(XII)	(XIII)	(XIV)						
1	Indian																		
a	Individuals/Hindu undivided Family		5	1,219,630	-	-	1,219,630	0.06	1,219,630	-	1,219,630	0.06	-	-	-	-	-	0.00	1,219,630
	KUMAR MANGALAM BIRLA	AEPB9526H		51,791	-	-	51,791	0.00	51,791	-	51,791	0.00	-	-	-	-	-	0.00	51,791
	ADITYA VIKRAM KUMARMANGALAM BIRLA HUF .	AADHA1565M		125,608	-	-	125,608	0.01	125,608	-	125,608	0.01	-	-	-	-	-	0.00	125,608
	RAJASHREE BIRLA	AAFBB1583L		773,991	-	-	773,991	0.04	773,991	-	773,991	0.04	-	-	-	-	-	0.00	773,991
	VASAVADATTA BAJAJ	ADTPB8366J		165,953	-	-	165,953	0.01	165,953	-	165,953	0.01	-	-	-	-	-	0.00	165,953
	NEERJA BIRLA	AAFBB1530K		102,288	-	-	102,288	0.00	102,288	-	102,288	0.00	-	-	-	-	-	0.00	102,288
b	Central Government/ State Government(s)		-	-	-	-	-	0.00	-	-	-	0.00	-	-	-	-	-	0.00	-
c	Financial Institutions/ Banks		-	-	-	-	-	0.00	-	-	-	0.00	-	-	-	-	-	0.00	-
d	Any Other (specify)		20	1,554,482,455	-	-	1,554,482,455	72.23	1,554,482,455	-	1,554,482,455	72.23	-	-	-	1,437,149	0.09	1,554,482,455	
	GRASHM INDUSTRIES LIMITED	AAACJ4464B		1,231,932,465	-	-	1,231,932,465	57.24	1,231,932,465	-	1,231,932,465	57.24	-	-	-	-	-	0.00	1,231,932,465
	ABNL INVESTMENT LIMITED	AAACL2757J		307,535	-	-	307,535	0.01	307,535	-	307,535	0.01	-	-	-	-	-	0.00	307,535
	TURQUOISE INVESTMENT AND FINANCE PRIVATE LIMITED	AAABCT5911H		55,817,771	-	-	55,817,771	2.59	55,817,771	-	55,817,771	2.59	-	-	-	-	-	0.00	55,817,771
	TRAPTI TRADING AND INVESTMENTS PRIVATE LIMITED	AAABCT6006B		58,135,305	-	-	58,135,305	2.70	58,135,305	-	58,135,305	2.70	-	-	-	-	-	0.00	58,135,305
	Pilani Investment And Industries Corporation Ltd.	AAABCP7642R		31,673,757	-	-	31,673,757	1.47	31,673,757	-	31,673,757	1.47	-	-	-	-	-	0.00	31,673,757
	TGS INVESTMENT AND TRADE PRIVATE LIMITED	AAABCT6593K		50,234,906	-	-	50,234,906	2.33	50,234,906	-	50,234,906	2.33	-	-	-	-	-	0.00	50,234,906
	HINDALCO INDUSTRIES LIMITED	AAACH1201R		39,511,455	-	-	39,511,455	1.84	39,511,455	-	39,511,455	1.84	-	-	-	-	-	0.00	39,511,455
	UMANG COMMERCIAL COMPANY PRIVATE LTD	AAACJ3731B		37,444,768	-	-	37,444,768	1.74	37,444,768	-	37,444,768	1.74	-	-	-	-	-	0.00	37,444,768
	IGH HOLDINGS PRIVATE LIMITED	AAABCT4426F		38,067,810	-	-	38,067,810	1.77	38,067,810	-	38,067,810	1.77	-	-	-	-	-	0.00	38,067,810
	MANAV INVESTMENT AND TRADING CO. LTD.	AAACM0875E		1,677,967	-	-	1,677,967	0.08	1,677,967	-	1,677,967	0.08	-	-	-	1,437,149	0.09	1,677,967	
	BIRLA INSTITUTE OF TECHNOLOGY AND SCIENCE	AAATB2599R		925,687	-	-	925,687	0.04	925,687	-	925,687	0.04	-	-	-	-	-	0.00	925,687
	RENUKA INVESTMENTS & FINANCE LIMITED	AAABCR8260P		339,059	-	-	339,059	0.02	339,059	-	339,059	0.02	-	-	-	-	-	0.00	339,059
	ECE INDUSTRIES LTD.	AAACE1936C		471,932	-	-	471,932	0.02	471,932	-	471,932	0.02	-	-	-	-	-	0.00	471,932
	BIRLA GROUP HOLDINGS PRIVATE LIMITED	AAACR2250C		7,668,178	-	-	7,668,178	0.36	7,668,178	-	7,668,178	0.36	-	-	-	-	-	0.00	7,668,178
	BIRLA INDUSTRIAL FINANCE (INDIA) LIMITED	AAACB4394F		122,479	-	-	122,479	0.01	122,479	-	122,479	0.01	-	-	-	-	-	0.00	122,479
	BIRLA CONSULTANTS LIMITED	AAACB4330R		122,336	-	-	122,336	0.01	122,336	-	122,336	0.01	-	-	-	-	-	0.00	122,336
	BIRLA INDUSTRIAL INVESTMENTS (INDIA) LIMITED	AAACB4397G		26,121	-	-	26,121	0.00	26,121	-	26,121	0.00	-	-	-	-	-	0.00	26,121
	VIKRAM HOLDINGS PVT LTD	AAACV1713C		1,050	-	-	1,050	0.00	1,050	-	1,050	0.00	-	-	-	-	-	0.00	1,050
	RAJ RATNA HOLDINGS PRIVATE LIMITED	AAACR2896Q		938	-	-	938	0.00	938	-	938	0.00	-	-	-	-	-	0.00	938
	VIAIBHAV HOLDINGS PRIVATE LIMITED	AAACV1889K		938	-	-	938	0.00	938	-	938	0.00	-	-	-	-	-	0.00	938
	Sub-Total (A)(1)		25	1,555,702,085	-	-	1,555,702,085	72.29	1,555,702,085	-	1,555,702,085	72.29	-	-	-	1,437,149	0.09	1,555,702,085	
2	Foreign		-	-	-	-	-	0.00	-	-	-	0.00	-	-	-	-	-	0.00	-
a	Individuals (Non-Resident Individuals/ Foreign Individuals)		-	-	-	-	-	0.00	-	-	-	0.00	-	-	-	-	-	0.00	-
b	Government		-	-	-	-	-	0.00	-	-	-	0.00	-	-	-	-	-	0.00	-
c	Institutions		-	-	-	-	-	0.00	-	-	-	0.00	-	-	-	-	-	0.00	-
d	Foreign Portfolio Investor		-	-	-	-	-	0.00	-	-	-	0.00	-	-	-	-	-	0.00	-
e	Any Other (specify)		5	-	-	33,616,128	33,616,128	1.56	33,616,128	-	33,616,128	1.56	-	-	-	-	-	0.00	33,616,128
	P. T. Indo Bharat Rayon			-	-	28,005,628	28,005,628	1.30	28,005,628	-	28,005,628	1.30	-	-	-	-	-	0.00	28,005,628
	P T Sunrise Bumi Textiles			-	-	1,776,250	1,776,250	0.08	1,776,250	-	1,776,250	0.08	-	-	-	-	-	0.00	1,776,250
	P T elegant Textile Industry			-	-	1,132,250	1,132,250	0.05	1,132,250	-	1,132,250	0.05	-	-	-	-	-	0.00	1,132,250
	Thai Rayon Public Company Limited			-	-	2,695,000	2,695,000	0.13	2,695,000	-	2,695,000	0.13	-	-	-	-	-	0.00	2,695,000
	Surya Kiran Investments Pte Limited			-	-	7,000	7,000	0.00	7,000	-	7,000	0.00	-	-	-	-	-	0.00	7,000
	Sub-Total (A)(2)		5	-	-	33,616,128	33,616,128	1.56	33,616,128	-	33,616,128	1.56	-	-	-	-	1,437,149	0.09	33,616,128
	Total Shareholding of Promoter and Promoter Group (A)= (A)(1)+(A)(2)		30	1,555,702,085	-	33,616,128	1,589,318,213	73.85	1,589,318,213	0	1,589,318,213	73.85	-	-	-	1,437,149	0.09	1,589,318,213	

Table III - Statement showing shareholding pattern of the Public shareholder

Category	Category & Name of the Shareholder	PAN	No of Shareholders	No of Fully paid up equity shares held	No of Partly paid-up equity shares held	No of Shares Underlying Depository Receipts	Total No of Shares Held (IV+V+VI)	Shareholding as a % of total no of shares (A+B+C2)	Number of Voting Rights held in each class of securities			No of Shares Underlying Outstanding convertible securities (including Warrants)	Shareholding as a % assuming full conversion of convertible Securities (as a percentage of diluted share capital)	Number of Locked in Shares		Number of Shares pledged or otherwise encumbered		Number of equity shares held in dematerialized form
									No. of Voting Rights		Total as a % of (A+B+C)			No.	As a % of total Shares held	No.	As a % of total Shares held	
									Class X	Class Y								
	(I)	(E)	(III)	(IV)	(V)	(VI)	(VII)	(VIII)	(IX)	(X)	(XI)	(XII)	(XIII)	(XIV)	(XV)			
(1)	Institutions																	
(a)	Mutual Funds		276	80,559,934	-	-	80,559,934	3.74	80,559,934	-	80,559,934	3.74	-	-	-	-	-	80,495,994
	ICICI PRUDENTIAL VALUE FUND - SERIES 1	AAAAHQ38F	25	13,431,852	-	-	13,431,852	0.62	13,431,852	-	13,431,852	0.62	-	-	-	-	-	13,431,852
	BIRLA SUN LIFE TRUSTEE COMPANY PRIVATE LIMITED A/CBIRLA SUN LIFE INFRASTRUCTURE FUND	AAATB0102C	30	9,135,420	-	-	9,135,420	0.42	9,135,420	-	9,135,420	0.42	-	-	-	-	-	9,135,420
	HDFC TRUSTEE COMPANY LTD-HDFC INDEX FUND - NFI	AAATH1809A	30	12,187,056	-	-	12,187,056	0.57	12,187,056	-	12,187,056	0.57	-	-	-	-	-	12,187,056
	TEMPLETON INDIA EQUITY INCOME FUND	AAAT14931H	9	7,679,350	-	-	7,679,350	0.36	7,679,350	-	7,679,350	0.36	-	-	-	-	-	7,679,350
	RELIANCE CAPITAL TRUSTEE COMPANY LIMITED A/C RELIANCE GROWTH FUND	AAATRO0908		10,424,274	-	-	10,424,274	0.48	10,424,274	-	10,424,274	0.48	-	-	-	-	-	10,424,274
(b)	Venture Capital Funds		-	-	-	-	-	0.00	-	-	-	0.00	-	-	-	-	-	-
(c)	Alternate Investment Funds		-	-	-	-	-	0.00	-	-	-	0.00	-	-	-	-	-	-
(d)	Foreign Venture Capital Investors		-	-	-	-	-	0.00	-	-	-	0.00	-	-	-	-	-	-
(e)	Foreign Portfolio Investors		231	182,636,720	-	-	182,636,720	8.49	182,636,720	-	182,636,720	8.49	-	-	-	-	-	182,617,827
	EUROPACIFIC GROWTH FUND	AAAAE0997R	1	12,095,678	-	-	12,095,678	0.56	12,095,678	-	12,095,678	0.56	-	-	-	-	-	12,095,678
	FIDELITY INVESTMENT TRUST FIDELITY SERIES EMERGIN	AAATF2631A	1	7,493,661	-	-	7,493,661	0.35	7,493,661	-	7,493,661	0.35	-	-	-	-	-	7,493,661
	NEW WORLD FUND INC	AABCN3163H	1	8,008,392	-	-	8,008,392	0.37	8,008,392	-	8,008,392	0.37	-	-	-	-	-	8,008,392
	ABERDEEN GLOBAL INDIAN EQUITY LIMITED	AABCP2263L	1	20,421,422	-	-	20,421,422	0.95	20,421,422	-	20,421,422	0.95	-	-	-	-	-	20,421,422
	ABERDEEN EMERGING MARKETS FUND	AABT3942K	1	11,839,912	-	-	11,839,912	0.55	11,839,912	-	11,839,912	0.55	-	-	-	-	-	11,839,912
	HSBC GLOBAL INVESTMENT FUNDS A/C HSBC GIF MAURITIUS LIMITED	AAACH2172B		3,555,146	-	-	3,555,146	0.17	3,555,146	-	3,555,146	0.17	-	-	-	-	-	3,555,146
(f)	Financial Institutions/Banks		133	1,399,328	-	-	1,399,328	0.07	1,399,328	-	1,399,328	0.07	-	-	-	-	-	1,160,250
(g)	Insurance Companies		37	61,025,278	-	-	61,025,278	2.84	61,025,278	-	61,025,278	2.84	-	-	-	-	-	60,988,235
	LIFE INSURANCE CORPORATION OF INDIA	AAACL0582H	25	49,989,597	-	-	49,989,597	2.32	49,989,597	-	49,989,597	2.32	-	-	-	-	-	37,080,435
(h)	Provident Funds/Pension Funds		-	-	-	-	-	0.00	-	-	-	0.00	-	-	-	-	-	-
(i)	Any Other		-	-	-	-	-	0.00	-	-	-	0.00	-	-	-	-	-	-
	Sub Total (B)(1)		677	325,621,261	-	-	325,621,261	15.13	325,621,261	-	325,621,261	15.13	-	-	-	-	-	325,261,708
(2)	Central Government/State Government(s)/President of India		-	11,067	-	-	11,067	0.00	11,067	-	11,067	0.00	0.00	-	-	-	-	11,067
	Sub Total (B)(2)		-	11,067	-	-	11,067	0.00	11,067	-	11,067	0.00	-	-	-	-	-	11,067
(3)	Non-Institutions																	
	Individuals -		130,438	92,462,629	-	-	92,462,629	4.30	92,462,629	-	92,462,629	4.30	-	-	-	-	-	77,819,794
(e)	I. Individual shareholders holding nominal share capital up to Rs.2 lakhs		130,433	83,786,717	-	-	83,786,717	3.89	83,786,717	-	83,786,717	3.89	-	-	-	-	-	68,948,600
	II. Individual shareholders holding nominal share capital in excess of Rs. 2 Lakhs		4	8,671,194	-	-	8,671,194	0.40	8,671,194	-	8,671,194	0.40	-	-	-	-	-	8,671,194
	ASHISH DHAWAN	ADLPD9621N		3,488,331	-	-	3,488,331	0.16	3,488,331	-	3,488,331	0.16	-	-	-	-	-	3,488,331
(b)	NREFCs Registered with RBI		6	38,171	-	-	38,171	0.00	38,171	-	38,171	0.00	-	-	-	-	-	38,171
(c)	Employee Trusts		-	-	-	-	-	0.00	-	-	-	0.00	-	-	-	-	-	-
(d)	Overseas Depositories (Holding DRs)(Balancing figure)		2	-	-	53,736,662	53,736,662	2.50	53,736,662	-	53,736,662	2.50	2.50	-	-	-	-	53,735,612
	CITIBANK N.A. NEW YORK, NYADR DEPARTMENT	AAACD462F	2	-	-	53,736,662	53,736,662	2.50	53,736,662	-	53,736,662	2.50	2.50	-	-	-	-	53,735,612
(e)	Any Other		5,677	90,933,906	-	-	90,933,906	4.23	90,933,906	-	90,933,906	4.23	-	-	-	-	-	68,847,995
	Trusts		69	5,602,310	-	-	5,602,310	0.26	5,602,310	-	5,602,310	0.26	-	-	-	-	-	5,559,960
	Overseas corporate bodies		7	18,365,095	-	-	18,365,095	0.85	18,365,095	-	18,365,095	0.85	-	-	-	-	-	3,780
	Foreign Individuals or NRI		4,179	6,044,150	-	-	6,044,150	0.28	6,044,150	-	6,044,150	0.28	-	-	-	-	-	3,904,110
	Clearing Members		102	914,872	-	-	914,872	0.04	914,872	-	914,872	0.04	-	-	-	-	-	914,872
	Bodies Corporate		1,320	60,007,479	-	-	60,007,479	2.79	60,007,479	-	60,007,479	2.79	-	-	-	-	-	59,465,273
	ICICI PRUDENTIAL LIFE INSURANCE COMPANY LTD	AAACI7351P		28,792,610	-	-	28,792,610	1.34	28,792,610	-	28,792,610	1.34	-	-	-	-	-	28,792,610
	Sub Total (B)(3)		134,123	183,424,706	-	-	183,424,706	8.62	183,424,706	-	183,424,706	8.62	-	-	-	-	-	164,241,572
	Total Public Shareholding (B) = (B)(1)+(B)(2)+(B)(3)		134,800	509,067,934	-	-	509,067,934	23.75	509,067,934	-	509,067,934	23.75	-	-	-	-	-	466,513,345

Details of the shareholders acting as persons in Concert including their Shareholding: (Kindly start filing data from Row No - 3)			
Name of shareholder	Name of PAC	No. of shareholders	Holding %



Details of Shares which remain unclaimed may be given here along with details such as number of shareholders, outstanding shares held in demat/unclaimed suspense account, voting

(Kindly start filing data from Row No - 3)

No. of shareholders	No. of Shares
2957	906381



	Category and name of shareholder	PAN	Nos. of share holders	No. of fully paid up equity shares held	No. of Partly paid-up equity shares held	No. of shares underlying Depository Receipts	Total nos. shares held	Shareholding % calculated as per SCRR, 1957 As a % of (A+B+C2)	Number of Voting Rights held in each class of securities			No. of Shares Underlying Outstanding convertible securities (including Warrants)	Shareholding, as a % assuming full conversion of convertible securities (as a percentage of diluted share capital) As a % of (A+B+C2)	Number of Locked in shares		Number of Shares pledged or otherwise encumbered		Number of equity shares held in dematerialized form
									(IX)		(X)			(XI)	(XII)		(XIII)	
	(I)	(II)	(III)	(IV)	(V)	(VI)	(VII) = (IV)+(V)+ (VI)	(VIII)	No of Voting Rights		Total as a % of Total Voting Rights			No.	As a % of total Shares held	No.	As a % of total Shares held	
									Class eg: X	Class eg: y	Total			(a)	(b)	(a)	(b)	
1	Custodian/DR Holder		0	0	0	0	0	0	0	0	0	0	0	0	0	0	0	0
2	Employee Benefit Trust (under SEBI (Share based Employee Benefit) Regulations, 2014)		0	0	0	0	0	0	0	0	0	0	0	0	0	0	0	0
a			0	0	0	0	0	0	0	0	0	0	0	0	0	0	0	0
Total Non-Promoter- Non Public Shareholding (C)= (C)(1)+(C)(2)			0	0	0	0	0	0	0	0	0	0	0	0	0	0	0	0

