

Grasim Industries Limited
Birlagram Nagda 456331
Share Capital History of Grasim since Incorporation

146

Annexure - 14

Date of Allotment	No. of Equity Shares	Issue Price	Type of Issue	Cumulative capital (No. of shares)	Whether listed, if not listed give reasons thereof
14.02.1948	50000	10	New Issue (Public for Rs. 10/- each)	50000	Not Listed
10.08.1951	699000	10	New Issue (Public for Rs. 10/- each)	749000	Not Listed
09.10.1951	161000	10	New Issue (Public for Rs. 10/- each)	910000	Not Listed
17.06.1952	130000	10	New Issue (Public for Rs. 10/- each)	1040000	Not Listed
28.03.1953	3000	10	New Issue (Public for Rs. 10/- each)	1043000	Not Listed
03.11.1955	1457000	10	New Issue (Public for Rs. 10/- each)	2500000	Listed
23.08.1966	2500000	10	Bonus Shares (Ratio 1:1)	5000000	Listed
31.01.1969	500000	10	Bonus Shares (Ratio 1:10)	5500000	Listed
25.09.1970	1100000	10	Bonus Shares (Ratio 1:5)	6600000	Listed
04.10.1974	3960000	10	Bonus Shares (Ratio 3:5)	10560000	Listed
30.12.1976	5280000	10	Bonus Shares (Ratio 1:2)	15840000	Listed
24.09.1979	464918	35	New Issue at a Premium of Rs. 25/- per share (Emp and shareholders)	16304918	Listed
23.11.1979	1535082	35	New Issue at a Premium of Rs. 25/- per share (Public)	17840000	Listed
11.04.1983	3750000	30	New Issue of 13.5% Bonds Conversion (Rs. 20/- per share including premium of Rs. 10 per share)	21590000	Listed
09.12.1988	16192500	10	Bonus Shares (Ratio 3:4)	37782500	Listed
31.03.1989	10678571	35	New Issue of 12.5% PCD I Issue (Rs. 35/- per share including premium of Rs. 25/- per share)	48461071	Listed
01.06.1990	12041106	60	New Issue of 12.5% PCD II Issue (Rs. 60/- per share including premium of Rs. 50/- per share)	60502177	Listed
14.10.1992	6933745	398.47	1st GDR Issue (US\$ 12.98 equivalent to Rs. 398.47)	67435922	Listed
15.06.1994	4878048	643.09	2nd GDR Issue (US\$ 20.50 equivalent to Rs. 643.09)	72313970	Listed
30.08.1999	19355679	10	Scheme of Arrangement (IRIL) (3:10)	91669649	Listed
25.07.2000	36	10	Scheme of Arrangement (IRIL) (3:10)	91669685	Listed
31.03.2004	1548	10	Scheme of Arrangement (IRIL) (3:10)	91671233	Listed
28.10.2004	207	10	Scheme of Arrangement (IRIL) (3:10)	91671440	Listed
01.12.2004	405	10	Scheme of Arrangement (IRIL) (3:10)	91671845	Listed
22.03.2005	252	10	Scheme of Arrangement (IRIL) (3:10)	91672097	Listed
19.07.2005	1341	10	Scheme of Arrangement (IRIL) (3:10)	91673438	Listed
25.01.2006	198	10	Scheme of Arrangement (IRIL) (3:10)	91673636	Listed
31.03.2006	18	10	Scheme of Arrangement (IRIL) (3:10)	91673654	Listed
12.03.2007	180	10	Scheme of Arrangement (IRIL) (3:10)	91673834	Listed
19.12.2007	376	10	Scheme of Arrangement (IRIL) (3:10)	91674210	Listed
19.03.2008	18	10	Scheme of Arrangement (IRIL) (3:10)	91674228	Listed
09.01.2009	306	10	Scheme of Arrangement (IRIL) (3:10)	91674534	Listed
07.07.2009	250	1928	Shares allotted to the Employees under ESOS	91674784	Listed
07.09.2009	522	1928	Shares allotted to the Employees under ESOS	91675306	Listed
25.09.2009	45	10	Scheme of Arrangement (IRIL) (3:10)	91675351	Listed
25.09.2009	1294	1928	Shares allotted to the Employees under ESOS	91676645	Listed
20.10.2009	5356	1928	Shares allotted to the Employees under ESOS	91682001	Listed
16.02.2010	250	1928	Shares allotted to the Employees under ESOS	91682251	Listed
31.03.2010	1320	1928	Shares allotted to the Employees under ESOS	91683571	Listed
17.09.2010	1241	1523	Shares allotted to the Employees under ESOS	91684812	Listed
22.09.2010	200	1523	Shares allotted to the Employees under ESOS	91685012	Listed
30.10.2010	8044	1523	Shares allotted to the Employees under ESOS	91693056	Listed
30.11.2010	1960	1523	Shares allotted to the Employees under ESOS	91695016	Listed
31.12.2010	1673	1523	Shares allotted to the Employees under ESOS	91696689	Listed
28.02.2011	2089	1523	Shares allotted to the Employees under ESOS	91698778	Listed
30.04.2011	800	1523	Shares allotted to the Employees under ESOS	91699578	Listed
31.05.2011	1550	1523	Shares allotted to the Employees under ESOS	91701128	Listed
30.06.2011	710	1523	Shares allotted to the Employees under ESOS	91701838	Listed
30.07.2011	2267	1523	Shares allotted to the Employees under ESOS	91704105	Listed
30.08.2011	600	1523	Shares allotted to the Employees under ESOS	91704705	Listed
30.09.2011	472	1523	Shares allotted to the Employees under ESOS	91705177	Listed
31.10.2011	1715	1523	Shares allotted to the Employees under ESOS	91706892	Listed
30.11.2011	440	1523	Shares allotted to the Employees under ESOS	91707332	Listed
31.12.2011	1303	1523	Shares allotted to the Employees under ESOS	91708635	Listed
31.12.2011	437	1440	Shares allotted to the Employees under ESOS	91709072	Listed
29.02.2012	670	1523	Shares allotted to the Employees under ESOS	91709742	Listed
31.05.2012	11895	1523	Shares allotted to the Employees under ESOS	91721637	Listed
31.07.2012	200	1523	Shares allotted to the Employees under ESOS	91721837	Listed
28.08.2012	1134	1523	Shares allotted to the Employees under ESOS	91722971	Listed
15.09.2012	6702	1523	Shares allotted to the Employees under ESOS	91729673	Listed
15.09.2012	10983	1440	Shares allotted to the Employees under ESOS	91740656	Listed
31.10.2012	4282	1523	Shares allotted to the Employees under ESOS	91744938	Listed
31.10.2012	1037	1594	Shares allotted to the Employees under ESOS	91745975	Listed
26.11.2012	27	10	Shares allotted to the Employees under ESOS	91746002	Listed
30.11.2012	5585	1523	Shares allotted to the Employees under ESOS	91751587	Listed
30.11.2012	600	1440	Shares allotted to the Employees under ESOS	91752187	Listed
31.12.2012	2358	1523	Shares allotted to the Employees under ESOS	91754545	Listed
31.12.2012	472	2279	Shares allotted to the Employees under ESOS	91755017	Listed
31.01.2013	2085	1523	Shares allotted to the Employees under ESOS	91757102	Listed
28.02.2013	13427	1523	Shares allotted to the Employees under ESOS	91770529	Listed
28.02.2013	472	2279	Shares allotted to the Employees under ESOS	91771001	Listed
20.03.2013	5032	1523	Shares allotted to the Employees under ESOS	91776033	Listed



Grasim Industries Limited
Birlagram Nagda 456331
Share Capital History of Grasim since Incorporation

Date of Allotment	No. of Equity Shares	Issue Price	Type of Issue	Cumulative capital (No. of shares)	Whether listed, if not listed give reasons thereof
20.03.2013	500	2279	Shares allotted to the Employees under ESOS	91776533	Listed
30.04.2013	2781	1523	Shares allotted to the Employees under ESOS	91779314	Listed
30.04.2013	917	2279	Shares allotted to the Employees under ESOS	91780231	Listed
30.04.2013	1037	1440	Shares allotted to the Employees under ESOS	91781268	Listed
31.05.2013	8753	1523	Shares allotted to the Employees under ESOS	91790021	Listed
31.05.2013	1000	1440	Shares allotted to the Employees under ESOS	91791021	Listed
17.06.2013	2073	1523	Shares allotted to the Employees under ESOS	91793094	Listed
26.07.2013	1712	1523	Shares allotted to the Employees under ESOS	91794806	Listed
26.07.2013	2000	1440	Shares allotted to the Employees under ESOS	91796806	Listed
29.08.2013	9115	1523	Shares allotted to the Employees under ESOS	91805921	Listed
29.08.2013	1000	1440	Shares allotted to the Employees under ESOS	91806921	Listed
19.09.2013	245	1523	Shares allotted to the Employees under ESOS	91807166	Listed
19.09.2013	147	1440	Shares allotted to the Employees under ESOS	91807313	Listed
30.11.2013	2707	1523	Shares allotted to the Employees under ESOS	91810020	Listed
30.11.2013	272	1594	Shares allotted to the Employees under ESOS	91810292	Listed
21.12.2013	760	1523	Shares allotted to the Employees under ESOS	91811052	Listed
21.12.2013	2640	2279	Shares allotted to the Employees under ESOS	91813692	Listed
21.12.2013	7000	1440	Shares allotted to the Employees under ESOS	91820692	Listed
04.02.2014	724	1523	Shares allotted to the Employees under ESOS	91821416	Listed
04.02.2014	2546	2279	Shares allotted to the Employees under ESOS	91823962	Listed
04.02.2014	1037	1594	Shares allotted to the Employees under ESOS	91824999	Listed
28.02.2014	1092	1523	Shares allotted to the Employees under ESOS	91826091	Listed
21.03.2014	880	1523	Shares allotted to the Employees under ESOS	91826971	Listed
30.04.2014	623	1523	Shares allotted to the Employees under ESOS	91827594	Listed
21.05.2014	700	1523	Shares allotted to the Employees under ESOS	91828294	Listed
21.05.2014	200	1594	Shares allotted to the Employees under ESOS	91828494	Listed
20.06.2014	5371	1523	Shares allotted to the Employees under ESOS	91833865	Listed
20.06.2014	473	2279	Shares allotted to the Employees under ESOS	91834338	Listed
14.08.2014	8662	1523	Shares allotted to the Employees under ESOS	91843000	Listed
14.08.2014	500	1594	Shares allotted to the Employees under ESOS	91843500	Listed
14.08.2014	472	2279	Shares allotted to the Employees under ESOS	91843972	Listed
20.09.2014	1833	1523	Shares allotted to the Employees under ESOS	91845805	Listed
20.10.2014	260	1523	Shares allotted to the Employees under ESOS	91846065	Listed
20.11.2014	1290	1523	Shares allotted to the Employees under ESOS	91847355	Listed
20.12.2014	1472	1523	Shares allotted to the Employees under ESOS	91848827	Listed
27.01.2015	745	1523	Shares allotted to the Employees under ESOS	91849572	Listed
27.01.2015	537	1594	Shares allotted to the Employees under ESOS	91850109	Listed
27.01.2015	2076	2279	Shares allotted to the Employees under ESOS	91852185	Listed
20.04.2015	172	1523	Shares allotted to the Employees under ESOS	91852357	Listed
20.04.2015	100	2593	Shares allotted to the Employees under ESOS	91852457	Listed
21.05.2015	300	1523	Shares allotted to the Employees under ESOS	91852757	Listed
26.06.2015	1036	1594	Shares allotted to the Employees under ESOS	91853793	Listed
27.08.2015	9148	1523	Shares allotted to the Employees under ESOS	91862941	Listed
27.08.2015	1000	2593	Shares allotted to the Employees under ESOS	91863941	Listed
21.09.2015	2135	1523	Shares allotted to the Employees under ESOS	91866076	Listed
21.09.2015	473	2279	Shares allotted to the Employees under ESOS	91866549	Listed
21.09.2015	100	2593	Shares allotted to the Employees under ESOS	91866649	Listed
26.11.2015	1273	1523	Shares allotted to the Employees under ESOS	91867922	Listed
18.12.2015	746	1523	Shares allotted to the Employees under ESOS	91868668	Listed
20.01.2016	1461657	10	Scheme of Arrangement (ABCIL) (1:16)	93330325	Listed
21.01.2016	150	1523	Shares allotted to the Employees under ESOS	93330475	Listed
21.01.2016	472	2279	Shares allotted to the Employees under ESOS	93330947	Listed
21.01.2016	833	2593	Shares allotted to the Employees under ESOS	93331780	Listed
20.02.2016	350	1523	Shares allotted to the Employees under ESOS	93332130	Listed
20.02.2016	1886	2279	Shares allotted to the Employees under ESOS	93334016	Listed
20.02.2016	12090	1440	Shares allotted to the Employees under ESOS	93346106	Listed
26.05.2016	973	1523	Shares allotted to the Employees under ESOS	93347079	Listed
26.05.2016	450	1440	Shares allotted to the Employees under ESOS	93347529	Listed
26.07.2016	673	1523	Shares allotted to the Employees under ESOS	93348202	Listed

FOR GRASIM INDUSTRIES LIMITED

Hutokshi Wadia

HUTOKSHI WADIA
COMPANY SECRETARY

Aditya Birla Financial Services Limited										
History of Equity Share Capital as on 31 July 2016										
Financial Year	Date of Allotment	No. of Shares Allotted	Face Value (Rs/ Share)	Premium (Rs/ Share)	Issue Price (Rs/ Share)	Amount	Nature of Consideration	Nature of Allotment	Cumulative No. of Equity Shares	Cumulative paid up capital (In Rs.)
2006-2007	15-Oct-07	10,000	10	-	10	100,000	Cash	Initial Subscribers to MOA	10,000	100,000
2007-2008	5-Nov-08	2,050,000	10	-	10	20,500,000	Cash	Further Allotment	2,060,000	20,600,000
2008-2009	21-Jul-09	2,940,000	10	-	10	29,400,000	Cash	Further Allotment	5,000,000	50,000,000
	31-Jul-09	90,000,000	10	-	10	900,000,000	Cash	Further Allotment	95,000,000	950,000,000
	15-Sep-09	15,000,000	10	-	10	150,000,000	Cash	Further Allotment	110,000,000	1,100,000,000
2013-2014	31-May-13	131,950,000	10	-	10	1,319,500,000	Cash	Further Allotment	241,950,000	2,419,500,000
	25-Sep-13	118,010,000	10	-	10	1,180,100,000	Cash	Further Allotment	359,960,000	3,599,600,000
	2-Nov-13	5,000,000	10	-	10	50,000,000	Cash	Further Allotment	364,960,000	3,649,600,000
	27-Dec-13	25,000,000	10	-	10	250,000,000	Cash	Further Allotment	389,960,000	3,899,600,000
	10-Jan-14	50,000,000	10	-	10	500,000,000	Cash	Further Allotment	439,960,000	4,399,600,000
	31-Jan-14	150,050,000	10	-	10	1,500,500,000	Cash	Further Allotment	590,010,000	5,900,100,000
	26-Mar-14	122,000,000	10	-	10	1,220,000,000	Cash	Further Allotment	712,010,000	7,120,100,000
27-Mar-14	5,000,000	10	-	10	50,000,000	Cash	Further Allotment	717,010,000	7,170,100,000	
2014-2015	16-Feb-15	40,000,000	10	90	100	4,000,000,000	Conversion	Conversion of 0.01% 40 Cr Compulsorily Convertible Preference Shares (CCPS)	757,010,000	7,570,100,000
2015-2016	3-Mar-16	25,000,000	10	90	100	2,500,000,000	Cash	Preferential Allotment	782,010,000	7,820,100,000
	30-Mar-16	14,000,000	10	90	100	1,400,000,000	Conversion	Conversion of 0.01% 40 Cr Compulsorily Convertible Preference Shares (CCPS)	796,010,000	7,960,100,000
2016-2017	3-Jun-16	20,000,000	10	90	100	2,000,000,000	Cash	Further Allotment (Partly paid upto Rs.3.25 per equity share as on 31 July 2016)	816,010,000	8,025,100,000
Total no of equity shares		816,010,000								

Aditya Birla Financial Services Limited

History of Allotment of 0.01% Compulsorily Convertible Preference Shares of Rs. 10/- each as on 31 July 2016

Financial Year	Date of Allotment	No Of Shares Allotted	Face Value (Rs/ Share)	Premium		Amount	Nature of Consideration	Nature of Allotment	Cumulative No. of Preference Shares	Cumulative paid up capital (In Rs.)
				(Rs/ Share)	Issue Price (Rs/ Share)					
2009-2010	17-Feb-10	400,000,000	10	-	10	4,000,000,000	Cash	Further Allotment	400,000,000	4,000,000,000
2010-2011	31-Mar-11	140,000,000	10	-	10	1,400,000,000	Cash	Further Allotment	540,000,000	5,400,000,000
2011-2012	23-Dec-11	29,500,000	10	-	10	295,000,000	Cash	Further Allotment	569,500,000	5,695,000,000
	17-Feb-12	27,000,000	10	-	10	270,000,000	Cash	Further Allotment	596,500,000	5,965,000,000
	16-Jul-12	100,000,000	10	-	10	1,000,000,000	Cash	Further Allotment	696,500,000	6,965,000,000
2012-2013	10-Oct-12	100,000,000	10	-	10	1,000,000,000	Cash	Further Allotment	796,500,000	7,965,000,000
	30-Mar-13	80,000,000	10	-	10	800,000,000	Cash	Further Allotment	876,500,000	8,765,000,000
	Sub Total (A)	876,500,000								
Less: Conversion into Equity Shares										
2014-2015	16-Feb-15	400,000,000	10	90	100	40,000,000,000	Cash	Conversion	400,000,000	-31,235,000,000
2015-2016	30-Mar-16	140,000,000	10	90	100	14,000,000,000	Cash	Conversion	540,000,000	-45,235,000,000
	Sub Total (B)	540,000,000								
	Total (A-B)	336,500,000								-45,235,000,000


History of 6% Non Convertible Non Cumulative Redeemable Preference Shares of Rs. 10/- each as on 31 July 2016

Financial Year	Date of Allotment	No Of Shares Allotted	Face Value (Rs/ Share)	Premium		Amount	Nature of Consideration	Nature of Allotment	Cumulative No. of Preference Shares	Cumulative paid up capital (In Rs.)
				(Rs/ Share)	Issue Price (Rs/ Share)					
2014-2015	29-Sep-14	135,000,000	10	-	10	1,350,000,000	Cash	Further Allotment	135,000,000	1,350,000,000
	21-Oct-14	40,000,000	10	-	10	400,000,000	Cash	Further Allotment	175,000,000	1,750,000,000
	13-Jan-15	61,110,000	10	-	10	611,100,000	Cash	Further Allotment	236,110,000	2,361,100,000
	23-Jan-15	100,000,000	10	-	10	1,000,000,000	Cash	Further Allotment	336,110,000	3,361,100,000
	13-Feb-15	37,390,000	10	-	10	373,900,000	Cash	Further Allotment	373,500,000	3,735,000,000
	13-Feb-15	27,610,000	10	-	10	276,100,000	Cash	Further Allotment	401,110,000	4,011,100,000
	23-Feb-15	30,000,000	10	-	10	300,000,000	Cash	Further Allotment	431,110,000	4,311,100,000
	27-Mar-15	250,000,000	10	-	10	2,500,000,000	Cash	Further Allotment	681,110,000	6,811,100,000
2015-2016	6-Apr-15	65,000,000	10	-	10	650,000,000	Cash	Further Allotment	746,110,000	7,461,100,000
	31-Jul-15	250,000,000	10	-	10	2,500,000,000	Cash	Further Allotment	996,110,000	9,961,100,000
	6-Jan-16	275,000,000	10	-	10	2,750,000,000	Cash	Further Allotment	1,271,110,000	12,711,100,000
	Total	1,471,110,000								14,711,100,000



CERTIFIED TRUE COPY
FOR GRASIM INDUSTRIES LIMITED

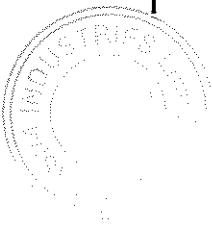
HUTOKSHI WADIA
COMPANY SECRETARY



ADITYA BIRLA NUVO LIMITED

Position of Share Capital as on 31.07.2016

SNo.	Particulars of Allotment of shares	No. of Shares	Paid up Amount (Rs.)
1	Preference 'A' Redeemable Cumulative Shares of Rs.100/- each on 15.02.1960	55000	5500000
2	Equity Shares of Rs.100/- each on 13.11.1959	145000	14500000
	Capital as on 30.06.59	145000	14500000
3	Equity Shares of Rs.100/- each on 15.02.1962 & 05.04.1962	105000	10500000
	Capital as on 30.06.62	250000	25000000
4	Preference 'A' Redeemable Cumulative Shares of Rs.100/- each in 1964-65	11520	1152000
5	Preference 'B' Redeemable Cumulative Shares of Rs.100/- each in 1964-65	18480	1848000
6	Preference 'C' Redeemable Cumulative Shares of Rs.100/- each on 30.12.1976	24590	2459000
7	Amalgamation of JTI Shares with Indian Rayon Corporation Ltd - Equity Shares of Rs.100/- each on 01.01.1976	98273	9827300
	Capital as on 30.06.76	348273	34827300
8	Preference 'D' Redeemable Cumulative Shares of Rs.100/- each in 1976-77	15370	1537000
	Equity Shares of Rs.100/- each	85	8500
	Capital as on 30.06.77	348358	34835800
9	Bonus Shares of Rs.100/- on 07.12.1979	89348	8934800
	Capital as on 30.06.80	437706	43770600
10	Sub-divided Equity Shares of Rs.10/- each including VKIC Shares allotted on 28.04.1982	4377060	43770600
	Capital as on 30.06.81	4377060	87541200
11	Shares allotted on conversion of 5th Series Debentures on 15.09.1982	986779	9867790
12	Shares allotted agast 7th Series Debentures - Part A on 30.06.1983	1500000	15000000
	Capital as on 30.06.83	6863839	112408990
13	Shares allotted on conversion of 5th Series Debentures on 30.09.1983	6165	61650
	Capital as on 30.06.84	6870004	112470640
14	1st Conversion of 11th Series FCD on 19.10.1987	8735877	87358770
15	1st Conversion of 11th Series FCD on 23.11.1987	131194	1311940
16	1st Conversion of 11th Series FCD on 22.01.1988	74699	746990
17	1st Conversion of 11th Series FCD on 15.02.1988	56270	562700
18	1st Conversion of 11th Series FCD on 01.03.1988	44653	446530
19	1st Conversion of 11th Series FCD on 20.04.1988	44077	440770
20	1st Conversion of 11th Series FCD on 30.05.1988	63304	633040
21	1st Conversion of 11th Series FCD on 30.06.1988	116415	1164150
	Capital as on 30.06.88	16136493	43770600




CERTIFIED TRUE COPY
FOR GRASIM INDUSTRIES LIMITED

Hutokshi Wadia

HUTOKSHI WADIA
COMPANY SECRETARY

22	2nd Conversion of 11th Series FCD on 19.10.1987	8735877	87358770
23	2nd Conversion of 11th Series FCD on 23.11.1987	131194	1311940
24	2nd Conversion of 11th Series FCD on 22.01.1988	74699	746990
25	2nd Conversion of 11th Series FCD on 15.02.1988	56270	562700
26	2nd Conversion of 11th Series FCD on 01.03.1988	44653	446530
27	2nd Conversion of 11th Series FCD on 20.04.1988	44077	440770
28	2nd Conversion of 11th Series FCD on 30.05.1988	63304	633040
29	2nd Conversion of 11th Series FCD on 30.06.1988	116415	1164150
30	2nd Conversion of 11th Series FCD on 31.10.1988	25620	256200
31	2nd Conversion of 11th Series FCD on 28.02.1989	10226	102260
32	2nd Conversion of 11th Series FCD on 14.03.1989	700	7000
Capital as on 30.06.89		25439528	199829410
33	Capital as on 01.01.1994	25439528	254395280
34	Shares allotted on 31.01.94 underlying the GDRs	5553087	55530870
Capital as on 31.03.94		30992615	309926150
35	Shares allotted on conversion of fully paid-up FCDs on 01.04.94 (first lot)	6637617	66376170
36	Shares allotted on conversion of fully paid-up FCDs on 08.07.94 (second lot)	67627	676270
37	Shares allotted on conversion of fully paid-up FCDs on 07.10.94 (third lot)	168706	1687060
38	Shares allotted on conversion of fully paid-up FCDs on 19.12.94 (fourth lot)	16674	166740
Capital as on 31.12.94		37883239	378832390
39	Shares allotted on conversion of fully paid-up FCDs on 31.03.95 (fifth Lot)	27271	272710
40	Shares allotted against Detachable Warrants on 28.01.95 a) Fully paid-up to NRI (52256+1722) b) 7000037 Partly paid-up shares allotted to Resident (6972368+27669) i) Fully paid-up ii) Partly paid-up	53978 6407636 592401	539780 64076360 2962005
Capital as on 31.03.95		44964525	446683245
41	Shares allotted on conversion of fully paid-up FCDs on 29.09.95 (sixth lot)	6986	69860
42	Fully paid-up shares issued out of Abeyance/Contingency Quota (FCDs1069+DW1030) against FCDs & Detachable Warrants on 26.03.96 Equity shares as on 31.03.96 Add:- Call Money received on 542394 Partly Paid-up Shares During 01.04.95 TO 31.03.96	2099 44973610 -	20990 446774095 2711970
Capital as on 31.03.96		44973610	449486065



43	Fully paid-up Shares allotted against FCDs on 29.11.96	11234	112340
44	Fully paid-up Shares allotted out of Abeyance Quota on 31.03.97	190	1900
	Total Equity Shares allotted as on 31.03.97	44985034	449600305
45	Add: Call Money received during during the period 1.4.96 to 31.03.97	-	175010
	Capital as on 31.03.97	44985034	449775315
46	Fully paid-up Shares allotted out of Abeyance Quota on 07.08.97	2980	29800
47	Add : Call Money received during the period 01.04.97 to 31.03.98	-	75025
48	Add : Bonus Shares allotted on 15.10.97	22494007	224940070
	Capital as on 31.03.98	67482021	674820210
49	Fully paid-up shares allotted out of abeyance Quota on 13.05.98	340	3400
50	Fully paid-up shares allotted against detachable warrants, Abeyance quota on 13.05.98	340	3400
51	Bonus shares allotted on above 680 shares on 13.05.98	340	3400
	Capital as on 31.03.99	67483041	674830410
52	Less:- Equity Shares bought back on 29.10.1999	7606419	76064190
	Capital as on 30.10.99	59876622	598766220
53	Fully paid-up shares allotted out of abeyance Quota on 21.03.2000	40	400
54	Fully paid-up shares allotted against detachable warrants, Abeyance quota on 21.03.2000	40	400
55	Bonus shares allotted on above 80 shares on 21.03.2000	40	400
	Capital as on 31.03.2000	59876742	598767420
56	Fully paid-up shares allotted out of abeyance Quota on 31.03.2004	1720	17200
57	Fully paid-up shares allotted against detachable warrants, Abeyance quota on 31.03.2004	1720	17200
58	Bonus shares allotted on above 80 shares on 31.03.2004	1720	17200
	Capital as on 31.03.2004	59881902	598819020
59	Fully paid-up shares allotted out of abeyance Quota on 30.06.2004	230	2300
60	Fully paid-up shares allotted against detachable warrants, Abeyance quota on 30.06.2004	230	2300
61	Bonus shares allotted on above 460 shares on 30.06.2004	230	2300
62	Fully paid-up shares allotted out of abeyance Quota on 21.10.2004	450	4500
63	Fully paid-up shares allotted against detachable warrants, Abeyance quota on 21.10.2004	450	4500
64	Bonus shares allotted on above 900 shares on 21.10.2004	450	4500
65	Fully paid-up shares allotted out of abeyance Quota on 09.03.2005	280	2800
66	Fully paid-up shares allotted against detachable warrants, Abeyance quota on 09.03.2005	280	2800
67	Bonus shares allotted on above 560 shares on 09.03.2005	280	2800
	Capital as on 31.03.2005	59884782	598847820

h

68	Fully paid-up shares allotted out of abeyance Quota on 06.07.2005	1490	14900
69	Fully paid-up shares allotted against detachable warrants, Abeyance quota on 06.07.2005	1490	14900
70	Bonus shares allotted on above 2980 shares on 06.07.2005	1490	14900
71	Fully paid-up shares allotted out of abeyance Quota on 12.01.2006	220	2200
72	Fully paid-up shares allotted against detachable warrants, Abeyance quota on 12.01.2006	220	2200
73	Bonus shares allotted on above 440 shares on 12.01.2006	220	2200
Capital as on 31.03.2006		59889912	598899120
74	Fully paid-up shares allotted out of abeyance Quota on 03.04.2006	20	200
75	Fully paid-up shares allotted against detachable warrants, Abeyance quota on 03.04.2006	20	200
76	Bonus shares allotted on above 40 shares on 03.04.2006	20	200
77	Shares allotted on Amalgamation of IGFL on 24.04.2006	15030935	150309350
78	Shares allotted on Amalgamation of BGFL on 18.07.2006	8583479	85834790
79	Right shares allotted on 13.02.2007	9800201	98002010
80	Fully paid-up shares allotted out of abeyance Quota on 12.03.2007	200	2000
81	Fully paid-up shares allotted against detachable warrants, Abeyance quota on 12.03.2007	200	2000
82	Bonus shares allotted on above 400 shares on 12.03.2007	200	2000
Capital as on 31.03.2007		93305187	933051870
83	Right shares allotted on 31.07.2007	193	1930
84	Fully paid-up shares allotted out of abeyance Quota on 27.11.2007	418	4180
85	Fully paid-up shares allotted against detachable warrants, Abeyance quota on 27.11.2007	418	4180
86	Bonus shares allotted on above 836 shares on 27.11.2007	418	4180
87	Right shares allotted on 27.11.2007	134	1340
88	Fully paid-up shares allotted out of abeyance Quota on 17.03.2008	20	200
89	Fully paid-up shares allotted against detachable warrants, Abeyance quota on 17.03.2008	20	200
90	Bonus shares allotted on above 836 shares on 17.03.2008	20	200
91	Right shares allotted on 17.03.2008	1222	12220
92	Fully paid-up shares allotted against conversion of warrants to IGH & TGS on 31.03.2008	1700000	17000000
Capital as on 31.03.2008		95008050	950080500
93	Fully paid-up shares allotted out of abeyance Quota on 16.10.2008	340	3400
94	Fully paid-up shares allotted against detachable warrants, Abeyance quota on 16.10.2008	340	3400
95	Bonus shares allotted on above 680 shares on 16.10.2008	340	3400
96	Right shares allotted on 16.10.2008	220	2200
Capital as on 31.03.2009		95009290	950092900



97	Fully paid-up shares allotted out of abeyance Quota on 07.09.2009	50	500
98	Fully paid-up shares allotted against detachable warrants, Abeyance quota on 07.09.2009	50	500
99	Bonus shares allotted on above 100 shares on 07.09.2009	50	500
100	Right shares allotted on 07.09.2009	35	350
101	Fully paid-up shares allotted against conversion of warrants to Trapti, Turquoise and Mangalam on 30.10.2009	8000000	80000000
102	Right shares allotted on 23.03.2010	67	670
103	Right shares allotted on 29.04.2010	78	780
104	Right shares allotted on 10.11.2010	43	430
105	Fully paid-up shares allotted against conversion of warrants to Trapti, Turquoise and Mangalam on 20.12.2010	10500000	105000000
106	Right shares allotted on 18.01.2011	12	120
107	Right shares allotted on 30.03.2011	54	540
	Capital as on 31.03.2011	113509729	1135097290
108	Right shares allotted on 14.10.2011	144	1440
109	ESOP-2006 shares allotted on 01.11.2011	3691	36910
110	ESOP-2006 shares allotted on 30.12.2011	420	4200
	Capital as on 31.12.2011	113513984	1135139840
111	Right shares allotted on 30.01.2012	1225	12250
112	Right shares allotted on 09.03.2012	33	330
	Capital as on 30.06.12	113515242	1135152420
113	ESOP-2006 shares allotted on 02.07.2012	10100	101000
114	Right Shares allotted on 02.07.2012	99	990
	Capital as on 30.09.12	113525441	1135254410
115	ESOP-2006 shares allotted on 03.11.12	1680	16800
116	ESOP-2006 shares allotted on 03.11.12	2778	27780
	Capital as on 31.12.12	113529899	1135298990
117	Right Shares Allotted on 28.01.13	82	820
118	ESOP-2006 shares allotted on 04.01.12	1943	19430
119	ESOP-2006 shares allotted on 27.02.12	1263	12630
120	Conversion of Wts allotted to promoters 26.03.13	6680000	66800000
121	ESOP-2006 allotted on 01.06.13	18680	186800
	Capital as on 30.06.13	120231867	1202318670
122	ESOP-2006 allotted on 15.07.13	8328	83280
123	ESOP-2006 allotted on 27.08.13	19544	195440
124	ESOP-2006 allotted on 01.10.13	420	4200
125	Conversion of Warrants issued on Preferential basis on 08.11.13	9820000	98200000
126	ESOP-2006 allotted on 03.12.13	1682	16820
127	ESOP-2006 allotted on 04.02.14	3112	31120
128	Right-2007 kept in abeyance allotted on 05.2.14	19	190
	Capital as on 31.03.14	130084972	1300849720
	No of Shares allotted	0	0
	Capital as on 30.06.14	130084972	1300849720
129	ESOP-2006 allotted on 12.08.14	28624	286240
130	ESOP-2006 allotted on 20.08.14	5717	57170
	Capital as on 30.09.14	130119313	1301193130
131	ESOP-2006 allotted on 12.11.14	2272	22720
132	ESOP-2006 allotted on 24.12.14	12300	123000
	Capital as on 31.12.14	130133885	1301338850
133	ESOP-2006 allotted on 10.02.15	2298	22980
134	ESOP-2006 allotted on 19.03.15	1010	10100
	Capital as on 31.03.15	130137193	1301371930



135	ESOP-2006 allotted on 20.04.15	3283	32830
136	ESOP-2006 allotted on 26.05.15	1850	18500
Capital as on 30.06.15		130142326	1301423260
135	ESOP-2006 allotted on 25.08.15	14357	143570
136	ESOP-2006 allotted on 28.08.15	2436	24360
Capital as on 30.09.15		130159119	1301591190
137	ESOP-2006 allotted on 08.12.15	14163	141630
Capital as on 23.12.15		130173282	1301732820
138	ESOP-2006 allotted on 28.12.15	16898	168980
Capital as on 28.12.2015		130190180	1301901800
139	ESOP-2006 and 2013 allotted on 06.01.2016	14781	147810
Capital as on 06.01.2016		130204961	1302049610
139	ESOS - 2013 allotted on 09.01.2016	2736	27360
Capital as on 09.01.2016		130207697	1302076970
139	ESOS - 2013 allotted on 14.01.2016	15161	151610
Capital as on 31.03.2016		130222858	1302228580
140	ESOS - 2013 allotted on 19.07.2016	1288	12880
Capital as on 31.03.2016		130224146	1302241460

