





FLY ASH GENERATION AND UTILIZATION REPORT

 ADITYA BIRLA GROUP	2018- 2019 M/s. Grasim Industries Limited Staple Fibre Division Thermal Power Plant (30MW, 25MW & 40 MW) P.O. Birlagram - Nagda (M.P.) , Pin - 456 331	 ADITYA BIRLA GRASIM
---	--	---

Sr.	Month	Unit	Apr. 18	May. 18	Jun. 18	Jul-18	Aug-18	Sep-18	Oct-18	Nov-18	Dec-18	Jan. 19	Feb. 19	Mar. 19	Remarks
1	Opening Stock	MT	0	0	0	0	0	0	0	0	0				
2	Fly ash Generation	MT	11431	14573	5631	10442	8174	11316	12877	9063	10356				
3	Fly ash Utilisation														
	a. Cement industry	MT	1888	2707	1057	3749	2639	4266	2147	1970	2330				
	b. Own Brick Unit	MT		35											
	c. Outside brick units other than brick kilns	MT	9543	11831	4552	6692	5535	7050	10712	7092	8026				
	d. Other (For Sport Track Filling, own land levelling)	MT	-	-	22	-	-	-	19	-	-				
4	Total Fly Ash Utilization	MT	11431	14573	5631	10442	8174	11316	12877	9063	10356				
6	Closing Stock	MT	0	0	0	0	0	0	0	0	0				




Note: Quantities are decimal round off and as per weigh bridge measurement after water dust suppression.

FLY ASH GENERATION AND UTILIZATION REPORT

		<p align="center"> 2017-2018 M/s. Grasim Industries Limited Staple Fibre Division Thermal Power Plant (30MW, 25MW & 40 MW) P.O. Birlagram - Nagda (M.P.) , Pin - 456 331 </p>													
Sr.	Month	Unit	Apr. 17	May. 17	Jun. 17	Jul-17	Aug-17	Sep-17	Oct-17	Nov-17	Dec-17	Jan. 18	Feb. 18	Mar. 18	Remarks
1	Opening Stock	MT	0	0	0	0	0	0	0	0	0	0	0	0	
2	Fly ash Generation	MT	11925	16080	14315	18385	15271	8888	13149	11019	9054	11807	9846	11796	
3	Fly ash Utilisation														
	a. Cement industry	MT	1028	1740	2752	3664	3102	1949	3436	2532	2003	2305	2248	2379	
	b. Own Brick Unit	MT	90	85	77	83	64	44	63	44	172	105	76	0	
	c. Outside brick units other than brick kilns	MT	10807	14255	11486	14638	12105	6895	9650	8443	6833	9348	7522	9417	
	d. Other (For Sport Track Filling, own land levelling)	MT	-	-	-	-	-	-	-	-	46	49	-	-	
4	Total Fly Ash Utilization	MT	11925	16080	14315	18385	15271	8888	13149	11019	9054	11807	9846	11796	
6	Closing Stock	MT	0	0	0	0	0	0	0	0	0	0	0	0	

Note: Quantities are decimal round off and as per weigh bridge measurement after water dust suppression.

FLY ASH GENERATION AND UTILIZATION REPORT

 ADITYA BIRLA GROUP	Jan-2016 - March-2017 M/s. Grasim Industries Limited Staple Fibre Division Thermal Power Plant (30MW, 25MW & 40 MW) P.O. Birlagram - Nagda (M.P.) , Pin - 456 331	 ADITYA BIRLA  GRASIM
---	---	--

Sr.	Month	Unit	Jan. 16	Feb. 16	Mar. 16	Apr. 16	May. 16	Jun. 16	Jul-16	Aug-16	Sep-16	Oct-16	Nov-16	Dec-16	Jan. 17	Feb. 17	Mar. 17	Remarks
1	Opening Stock	MT	0	0	0	0	0	0	0	0	0	0	0	0	0	0	0	
2	Fly ash Generation	MT	20796	19370	21179	18429	17706	7175	15955	8711	9678	8934	10437	13115	11805	13678	11120	
3	Fly ash Utilisation																	
	a. Cement industry	MT	4746	3394	5785	4113	3405	976	3127	2221	1660	2135	1379	2443	2463	2516	1174	
	b. Own Brick Unit	MT	416	434	231	250	348	202	300	161	131	154	145	101	240	81	169	
	c. Outside brick units other than brick kilns	MT	15605	15521	15163	14066	13953	5997	12379	6329	7887	6645	8913	10508	9082	11081	9777	
	d. Other (For Sport Track Filling, own land levelling, Ready Mix Concrete)	MT	29	21	-	-	-	-	149	-	-	-	-	63	20	-	-	
4	Total Fly Ash Utilization	MT	20796	19370	21179	18429	17706	7175	15955	8711	9678	8934	10437	13115	11805	13678	11120	
6	Closing Stock	MT	0	0	0	0	0	0	0	0	0	0	0	0	0	0	0	

Note: Quantities are decimal round off and as per weigh bridge measurement after water dust suppression.